

Results Day 1
**100m Men
Round 1**
18 JUL 2013 / 11:40


Rank	Name	Nat	Date of Birth	Lane	Result		
1	UJAH Chijindu	GBR	5 MAR 1994	6	10.32	Q	SB
2	STROMŠIK Zdenek	CZE	25 NOV 1994	6	10.38	Q	
3	HAGBERG Erik	SWE	11 APR 1995	4	10.42	Q	NJR
4	POLKOWSKI Robert	GER	22 JUL 1994	6	10.44	Q	
5	DIMITROV Denis	BUL	10 FEB 1994	4	10.49	Q	
6	RENE Marvin	FRA	11 APR 1995	5	10.50	Q	PB
7	BAKALÁR Marek	CZE	11 SEP 1995	2	10.51	Q	
8	COX Josh	GBR	25 JAN 1995	8	10.54	Q	PB
9	DUTAMBY Stuart	FRA	24 APR 1994	3	10.55	Q	
9	ISOLANO Giacomo	ITA	24 DEC 1994	5	10.55	Q	PB
11	IVAŠKOVIC Zvonimir	CRO	22 JUL 1994	2	10.57	Q	PB
12	KAASALAINEN Viljami	FIN	15 OCT 1995	2	10.59	Q	PB
12	PITIGOI Ioan	ROU	21 JUL 1995	8	10.59	Q	PB
12	SKYTÄ Markus	FIN	15 MAR 1995	4	10.59	Q	PB
15	CASSANO Luca Antonio	ITA	23 AUG 1995	4	10.60	Q	
16	WICKI Silvan	SUI	13 FEB 1995	7	10.61	q	
17	BILOTTI Lorenzo	ITA	21 SEP 1994	8	10.62	q	PB
17	NASCIMENTO Carlos	POR	12 OCT 1994	7	10.62	q	SB
17	SCHÜRMANN Sebastian	GER	18 FEB 1995	2	10.62	Q	
20	HALONEN Jonas Tapani	NOR	18 JAN 1995	5	10.64	q	PB
21	BELLO Yanier	SUI	26 APR 1995	5	10.66	Q	
21	EJIAKUEKWU Roy	GBR	2 FEB 1995	5	10.66	Q	
23	ŠAKOTA Luka	CRO	16 MAR 1994	2	10.67	q	
24	CHUARD Sylvain	SUI	12 MAR 1996	2	10.71	q	
25	KRAVTSOV Roman	UKR	18 MAY 1995	6	10.72		PB
25	PANDEV Riste	MKD	25 JAN 1994	4	10.72		
27	AY Aykut	TUR	3 AUG 1995	3	10.73		SB
27	VEESALU Rait	EST	25 MAR 1994	8	10.73		
29	KALANDYK Hubert	POL	20 MAY 1994	3	10.74		
30	HEBER Bastian	GER	12 OCT 1994	3	10.76		
30	KABACINSKI Jacek	POL	25 OCT 1995	6	10.76		
30	KADLEC Marcel	CZE	12 AUG 1994	7	10.76		
33	DALGAARD MADSEN Morten	DEN	5 MAY 1995	8	10.77		
34	AHLFORS Otto	FIN	29 JAN 1994	4	10.78		
35	KREIPANS Reinis	LAT	17 MAR 1994	7	10.81		PB
36	POLOVYTSYA Oleh	UKR	13 MAY 1994	3	10.82		
37	ŽONTAR Luka	SLO	8 AUG 1994	5	10.84		
38	SUPRUN Volodymyr	UKR	24 JAN 1994	7	10.89		
39	MENDES Xavier	POR	4 FEB 1995	3	10.90		
39	TERPEZAN Alexandru	ROU	21 DEC 1994	8	10.90		
41	MOLINARI Francesco	SMR	29 OCT 1994	6	11.16		NJR
42	BEZZINA Luke	MLT	7 JUN 1995	7	11.18		
43	AZARASHVILI Giorgi	GEO	22 MAR 1995	1	11.32		PB

**100m Men
Round 1 Heat 1/6**
18 JUL 2013 / 11:40

Wind: +0.4 m/s

Rank	Name	Nat	Date of Birth	Lane	Reaction time	Result	
1	DIMITROV Denis	BUL	10 FEB 1994	4	0.160	10.49	Q
2	IVAŠKOVIC Zvonimir	CRO	22 JUL 1994	2	0.172	10.57	Q PB
3	BELLO Yanier	SUI	26 APR 1995	5	0.176	10.66	Q
4	KRAVTSOV Roman	UKR	18 MAY 1995	6	0.170	10.72	PB
5	VEESALU Rait	EST	25 MAR 1994	8	0.151	10.73	
6	KADLEC Marcel	CZE	12 AUG 1994	7	0.178	10.76	
7	MENDES Xavier	POR	4 FEB 1995	3	0.149	10.90	

 INTERNET Service: www.european-athletics.org

 Timing, Measurement & Data Service by  **OMEGA**

printed at THU 18 JUL 2013 21:21

Page 1 of 39

100m Men
Round 1 Heat 2/6
18 JUL 2013 / 11:46

Wind: -0.5 m/s

Rank	Name	Nat	Date of Birth	Lane	Reaction time	Result
1	DUTAMBY Stuart	FRA	24 APR 1994	3	0.177	10.55 Q
2	SCHÜRMANN Sebastian	GER	18 FEB 1995	2	0.166	10.62 Q
3	EJIAKUEKWU Roy	GBR	2 FEB 1995	5	0.185	10.66 Q
4	KABACINSKI Jacek	POL	25 OCT 1995	6	0.164	10.76
5	AHLFORS Otto	FIN	29 JAN 1994	4	0.186	10.78
6	TERPEZAN Alexandru	ROU	21 DEC 1994	8	0.174	10.90
7	BEZZINA Luke	MLT	7 JUN 1995	7	0.152	11.18

100m Men
Round 1 Heat 3/6
18 JUL 2013 / 11:52

Wind: +0.6 m/s

Rank	Name	Nat	Date of Birth	Lane	Reaction time	Result
1	HAGBERG Erik	SWE	11 APR 1995	4	0.185	10.42 Q NJR
2	BAKALÁR Marek	CZE	11 SEP 1995	2	0.151	10.51 Q
3	ISOLANO Giacomo	ITA	24 DEC 1994	5	0.158	10.55 Q PB
4	NASCIMENTO Carlos	POR	12 OCT 1994	7	0.141	10.62 q SB
5	KALANDYK Hubert	POL	20 MAY 1994	3	0.178	10.74
6	DALGAARD MADSEN Morten	DEN	5 MAY 1995	8	0.138	10.77
7	MOLINARI Francesco	SMR	29 OCT 1994	6	0.135	11.16 NJR
8	AZARASHVILI Giorgi	GEO	22 MAR 1995	1	0.135	11.32 PB

100m Men
Round 1 Heat 4/6
18 JUL 2013 / 11:58

Wind: +1.1 m/s

Rank	Name	Nat	Date of Birth	Lane	Reaction time	Result
1	POLKOWSKI Robert	GER	22 JUL 1994	6	0.150	10.44 Q
2	RENE Marvin	FRA	11 APR 1995	5	0.163	10.50 Q PB
3	KAASALAINEN Viljami	FIN	15 OCT 1995	2	0.166	10.59 Q PB
4	BILOTTI Lorenzo	ITA	21 SEP 1994	8	0.145	10.62 q PB
5	PANDEV Riste	MKD	25 JAN 1994	4	0.174	10.72
6	KREIPANS Reinis	LAT	17 MAR 1994	7	0.167	10.81 PB
7	POLOVYTSYA Oleh	UKR	13 MAY 1994	3	0.160	10.82

100m Men
Round 1 Heat 5/6
18 JUL 2013 / 12:04

Wind: +0.5 m/s

Rank	Name	Nat	Date of Birth	Lane	Reaction time	Result
1	UJAH Chijindu	GBR	5 MAR 1994	6	0.151	10.32 Q SB
2	PITIGOI Ioan	ROU	21 JUL 1995	8	0.175	10.59 Q PB
3	CASSANO Luca Antonio	ITA	23 AUG 1995	4	0.207	10.60 Q
4	CHUARD Sylvain	SUI	12 MAR 1996	2	0.156	10.71 q
5	AY Aykut	TUR	3 AUG 1995	3	0.184	10.73 SB
6	ŽONTAR Luka	SLO	8 AUG 1994	5	0.138	10.84
7	SUPRUN Volodymyr	UKR	24 JAN 1994	7	0.156	10.89

100m Men
Round 1 Heat 6/6
18 JUL 2013 / 12:10

Wind: +1.6 m/s

Rank	Name	Nat	Date of Birth	Lane	Reaction time	Result	
1	STROMŠÍK Zdenek	CZE	25 NOV 1994	6	0.180	10.38	Q
2	COX Josh	GBR	25 JAN 1995	8	0.201	10.54	Q PB
3	SKYTTÄ Markus	FIN	15 MAR 1995	4	0.157	10.59	Q PB
4	WICKI Silvan	SUI	13 FEB 1995	7	0.152	10.61	q
5	HALONEN Jonas Tapani	NOR	18 JAN 1995	5	0.177	10.64	q PB
6	ŠAKOTA Luka	CRO	16 MAR 1994	2	0.165	10.67	q
7	HEBER Bastian	GER	12 OCT 1994	3	0.186	10.76	

Qualified: First 3 in each heat (Q) and 6 best performers (q) advance to the Semifinals

100m Men
Semifinal
18 JUL 2013 / 16:45


Rank	Name	Nat	Date of Birth	Lane	Result	
1	DIMITROV Denis	BUL	10 FEB 1994	3	10.47	Q
2	UJAH Chijindu	GBR	5 MAR 1994	5	10.50	Q
3	STROMŠÍK Zdenek	CZE	25 NOV 1994	5	10.51	Q
4	DUTAMBY Stuart	FRA	24 APR 1994	4	10.58	Q
5	POLKOWSKI Robert	GER	22 JUL 1994	3	10.61	Q
6	BAKALÁR Marek	CZE	11 SEP 1995	3	10.63	q
7	COX Josh	GBR	25 JAN 1995	6	10.67	Q
8	HAGBERG Erik	SWE	11 APR 1995	4	10.70	q
9	IVAŠKOVIC Zvonimir	CRO	22 JUL 1994	5	10.71	
10	ŠAKOTA Luka	CRO	16 MAR 1994	1	10.72	
10	SCHÜRMANN Sebastian	GER	18 FEB 1995	6	10.72	
12	EJIAKUEKWU Roy	GBR	2 FEB 1995	7	10.75	
13	RENE Marvin	FRA	11 APR 1995	6	10.75	
14	PITIGOI Ioan	ROU	21 JUL 1995	4	10.76	
15	ISOLANO Giacomo	ITA	24 DEC 1994	8	10.77	
16	KAASALAINEN Viljami	FIN	15 OCT 1995	7	10.80	
17	NASCIMENTO Carlos	POR	12 OCT 1994	1	10.82	
18	SKYTTÄ Markus	FIN	15 MAR 1995	8	10.87	
18	WICKI Silvan	SUI	13 FEB 1995	1	10.87	
20	HALONEN Jonas Tapani	NOR	18 JAN 1995	2	10.88	
21	BELLO Yanier	SUI	26 APR 1995	8	10.91	
22	CASSANO Luca Antonio	ITA	23 AUG 1995	7	10.95	
23	BILOTTI Lorenzo	ITA	21 SEP 1994	2	10.96	
24	CHUARD Sylvain	SUI	12 MAR 1996	2	10.98	

100m Men
Semifinal 1/3
18 JUL 2013 / 16:45

Wind: -1.5 m/s

Rank	Name	Nat	Date of Birth	Lane	Reaction time	Result	
1	DIMITROV Denis	BUL	10 FEB 1994	3	0.155	10.47	Q
2	STROMŠÍK Zdenek	CZE	25 NOV 1994	5	0.171	10.51	Q
3	ŠAKOTA Luka	CRO	16 MAR 1994	1	0.160	10.72	
4	EJIAKUEKWU Roy	GBR	2 FEB 1995	7	0.167	10.75	
5	RENE Marvin	FRA	11 APR 1995	6	0.163	10.75	
6	PITIGOI Ioan	ROU	21 JUL 1995	4	0.154	10.76	
7	BELLO Yanier	SUI	26 APR 1995	8	0.171	10.91	
8	BILOTTI Lorenzo	ITA	21 SEP 1994	2	0.159	10.96	

 INTERNET Service: www.european-athletics.org

 Timing, Measurement & Data Service by  **OMEGA**

printed at THU 18 JUL 2013 21:21

Page 3 of 39

Results Day 1
100m Men
Semifinal 2/3
18 JUL 2013 / 16:53

Wind: -0.9 m/s

Rank	Name	Nat	Date of Birth	Lane	Reaction time	Result
1	UJAH Chijindu	GBR	5 MAR 1994	5	0.160	10.50 Q
2	DUTAMBY Stuart	FRA	24 APR 1994	4	0.170	10.58 Q
3	BAKALÁR Marek	CZE	11 SEP 1995	3	0.152	10.63 q
4	SCHÜRMANN Sebastian	GER	18 FEB 1995	6	0.154	10.72
5	ISOLANO Giacomo	ITA	24 DEC 1994	8	0.147	10.77
6	KAASALAINEN Viljami	FIN	15 OCT 1995	7	0.150	10.80
7	WICKI Silvan	SUI	13 FEB 1995	1	0.156	10.87
8	HALONEN Jonas Tapani	NOR	18 JAN 1995	2	0.158	10.88

100m Men
Semifinal 3/3
18 JUL 2013 / 17:01

Wind: -1.4 m/s

Rank	Name	Nat	Date of Birth	Lane	Reaction time	Result
1	POLKOWSKI Robert	GER	22 JUL 1994	3	0.152	10.61 Q
2	COX Josh	GBR	25 JAN 1995	6	0.180	10.67 Q
3	HAGBERG Erik	SWE	11 APR 1995	4	0.167	10.70 q
4	IVAŠKOVIC Zvonimir	CRO	22 JUL 1994	5	0.167	10.71
5	NASCIMENTO Carlos	POR	12 OCT 1994	1	0.155	10.82
6	SKYTTÄ Markus	FIN	15 MAR 1995	8	0.134	10.87
7	CASSANO Luca Antonio	ITA	23 AUG 1995	7	0.177	10.95
8	CHUARD Sylvain	SUI	12 MAR 1996	2	0.171	10.98

Qualified: First 2 in each heat (Q) and 2 best performers (q) advance to the Final

**400m Men
Round 1**
18 JUL 2013 / 12:20


Rank	Name	Nat	Date of Birth	Lane	Result		
1	IVASHKO Pavel	RUS	1 JAN 1994	8	46.24	Q	PB
2	JORDIER Thomas	FRA	12 AUG 1994	2	46.71	Q	PB
3	DOBEK Patryk	POL	13 FEB 1994	8	46.89	Q	
4	JANEŽIČ Luka	SLO	14 NOV 1995	5	47.06	Q	PB
5	FORSMAN Dennis	SWE	15 DEC 1995	6	47.15	Q	PB
6	MANDROU Bastien	FRA	5 JUN 1994	8	47.20	Q	
7	POZDNYAKOV Oleksiy	UKR	1 APR 1995	6	47.21	Q	PB
8	RAOVIĆ Miloš	SRB	12 MAY 1994	3	47.22	q	
9	SNAITH Ben	GBR	17 SEP 1995	3	47.26	Q	
10	SMOLEN Rafal	POL	26 FEB 1994	2	47.29	Q	
11	MÓRICZ Bálint	HUN	28 MAR 1995	2	47.41	q	
12	RUŽIĆ Mateo	CRO	16 AUG 1994	6	47.42	Q	
13	KRASOUSKI Aliaksandr	BLR	9 APR 1994	4	47.57	q	
14	LID Sondre Nyvold	NOR	12 MAY 1994	4	47.71	q	SB
15	ALTINTAS Batuhan	TUR	26 APR 1996	6	47.82		
16	PEREMETOV Danil	RUS	18 MAR 1995	2	47.85	Q	
17	KOCH Marc	GER	24 MAY 1994	4	47.86	Q	
18	GUNNARSSON Kolbeinn Hödur	ISL	11 JUL 1995	5	48.06		PB
19	ŠAKIĆ Josip	CRO	14 SEP 1995	7	48.11		PB
20	CONTI Francesco	ITA	15 MAR 1995	3	48.14		
21	ROMANO Mirko	ITA	7 JAN 1994	4	48.16		PB
22	UGURER Doruk	TUR	9 MAR 1994	3	48.22		
23	BARTHA Dávid	HUN	1 APR 1994	5	48.24		
24	PRIVALINEC Lukas	SVK	27 DEC 1994	7	48.30		
25	NICULA Adrian Yannis	ROU	20 JAN 1995	7	48.41		
26	CROPELLI Luca	ITA	26 DEC 1994	7	48.57		
27	BUA Lucas	ESP	12 JAN 1994	8	49.24		
	KHASANOV Dmitriy	RUS	2 JUN 1995	5	DQ		R 162.7

**400m Men
Round 1 Heat 1/4**
18 JUL 2013 / 12:20

Rank	Name	Nat	Date of Birth	Lane	Reaction time	Result	
1	RUŽIĆ Mateo	CRO	16 AUG 1994	6	0.173	47.42	Q
2	PEREMETOV Danil	RUS	18 MAR 1995	2	0.209	47.85	Q
3	KOCH Marc	GER	24 MAY 1994	4	0.235	47.86	Q
4	UGURER Doruk	TUR	9 MAR 1994	3	0.168	48.22	
5	BARTHA Dávid	HUN	1 APR 1994	5	0.180	48.24	
6	CROPELLI Luca	ITA	26 DEC 1994	7	0.169	48.57	
7	BUA Lucas	ESP	12 JAN 1994	8	0.160	49.24	

**400m Men
Round 1 Heat 2/4**
18 JUL 2013 / 12:28

Rank	Name	Nat	Date of Birth	Lane	Reaction time	Result	
1	JANEŽIČ Luka	SLO	14 NOV 1995	5	0.169	47.06	Q PB
2	MANDROU Bastien	FRA	5 JUN 1994	8	0.215	47.20	Q
3	SMOLEN Rafal	POL	26 FEB 1994	2	0.160	47.29	Q
4	LID Sondre Nyvold	NOR	12 MAY 1994	4	0.202	47.71	q SB
5	ALTINTAS Batuhan	TUR	26 APR 1996	6	0.158	47.82	
6	ŠAKIĆ Josip	CRO	14 SEP 1995	7	0.184	48.11	PB
7	CONTI Francesco	ITA	15 MAR 1995	3	0.172	48.14	

INTERNET Service: www.european-athletics.org
Timing, Measurement & Data Service by  OMEGA

printed at THU 18 JUL 2013 21:21

Page 5 of 39

400m Men
Round 1 Heat 3/4
18 JUL 2013 / 12:36

Rank	Name	Nat	Date of Birth	Lane	Result		
1	IVASHKO Pavel	RUS	1 JAN 1994	8	46.24	Q	PB
2	POZDNYAKOV Oleksiy	UKR	1 APR 1995	6	47.21	Q	PB
3	SNAITH Ben	GBR	17 SEP 1995	3	47.26	Q	
4	MÓRICZ Bálint	HUN	28 MAR 1995	2	47.41	q	
5	KRASOUSKI Aliaksandr	BLR	9 APR 1994	4	47.57	q	
6	GUNNARSSON Kolbeinn Hödur	ISL	11 JUL 1995	5	48.06		PB
7	NICULA Adrian Yanniss	ROU	20 JAN 1995	7	48.41		

400m Men
Round 1 Heat 4/4
18 JUL 2013 / 12:44

Rank	Name	Nat	Date of Birth	Lane	Reaction time	Result	
1	JORDIER Thomas	FRA	12 AUG 1994	2	0.158	46.71	Q PB
2	DOBEK Patryk	POL	13 FEB 1994	8	0.181	46.89	Q
3	FORSMAN Dennis	SWE	15 DEC 1995	6	0.169	47.15	Q PB
4	RAOVIC Miloš	SRB	12 MAY 1994	3	0.239	47.22	q
5	ROMANO Mirko	ITA	7 JAN 1994	4	0.178	48.16	PB
6	PRIVALINEC Lukas	SVK	27 DEC 1994	7	0.289	48.30	
	KHASANOV Dmitriy	RUS	2 JUN 1995	5		DQ	F1 R 162.7

Qualified: First 3 in each heat (Q) and 4 best performers (q) advance to the Semifinals

400m Men
Semifinal
18 JUL 2013 / 17:55

Rank	Name	Nat	Date of Birth	Lane	Result	
1	DOBEK Patryk	POL	13 FEB 1994	6	46.44	Q
2	JORDIER Thomas	FRA	12 AUG 1994	4	46.82	Q
3	RUŽIC Mateo	CRO	16 AUG 1994	5	46.97	Q
4	PEREMETOV Danil	RUS	18 MAR 1995	6	47.09	Q
5	SMOLEN Rafał	POL	26 FEB 1994	7	47.11	q
6	IVASHKO Pavel	RUS	1 JAN 1994	4	47.12	Q
7	RAOVIC Miloš	SRB	12 MAY 1994	1	47.20	Q
8	MANDROU Bastien	FRA	5 JUN 1994	3	47.29	q
9	JANEŽIC Luka	SLO	14 NOV 1995	3	47.31	
10	FORSMAN Dennis	SWE	15 DEC 1995	7	47.59	
11	SNAITH Ben	GBR	17 SEP 1995	8	47.66	
12	KOCH Marc	GER	24 MAY 1994	8	47.67	
13	POZDNYAKOV Oleksiy	UKR	1 APR 1995	5	48.09	
14	KRASOUSKI Aliaksandr	BLR	9 APR 1994	1	48.26	
15	MÓRICZ Bálint	HUN	28 MAR 1995	2	48.69	
	LID Sondre Nyvold	NOR	12 MAY 1994	2	DNS	

400m Men
Semifinal 1/2
18 JUL 2013 / 17:55

Rank	Name	Nat	Date of Birth	Lane	Reaction time	Result	
1	JORDIER Thomas	FRA	12 AUG 1994	4	0.177	46.82	Q
2	RUŽIC Mateo	CRO	16 AUG 1994	5	0.164	46.97	Q
3	PEREMETOV Danil	RUS	18 MAR 1995	6	0.187	47.09	Q
4	SMOLEN Rafal	POL	26 FEB 1994	7	0.190	47.11	q
5	JANEŽIC Luka	SLO	14 NOV 1995	3	0.160	47.31	
6	SNAITH Ben	GBR	17 SEP 1995	8	0.170	47.66	
7	KRASOUSKI Aliaksandr	BLR	9 APR 1994	1	0.241	48.26	
8	MÓRICZ Bálint	HUN	28 MAR 1995	2	0.212	48.69	

400m Men
Semifinal 2/2
18 JUL 2013 / 18:03


Rank	Name	Nat	Date of Birth	Lane	Reaction time	Result	
1	DOBEK Patryk	POL	13 FEB 1994	6	0.184	46.44	Q
2	IVASHKO Pavel	RUS	1 JAN 1994	4	0.204	47.12	Q
3	RAOVIC Miloš	SRB	12 MAY 1994	1	0.286	47.20	Q
4	MANDROU Bastien	FRA	5 JUN 1994	3	0.231	47.29	q
5	FORSMAN Dennis	SWE	15 DEC 1995	7	0.168	47.59	
6	KOCH Marc	GER	24 MAY 1994	8	0.184	47.67	
7	POZDNYAKOV Oleksiy	UKR	1 APR 1995	5	0.192	48.09	
	LID Sondre Nyvold	NOR	12 MAY 1994	2		DNS	

Qualified: First 3 in each heat (Q) and 2 best performers (q) advance to the Final

1500m Men
Semifinal
18 JUL 2013 / 17:10

Rank	Name	Nat	Date of Birth	Order	Result	
1	BEKMEZCI Süleyman	TUR	15 NOV 1995	13	3:43.75	Q
2	WIGHTMAN Jake	GBR	11 JUL 1994	1	3:43.95	Q
3	FINNEGAN Ruairi	IRL	14 JUL 1994	3	3:44.60	Q PB
4	WYLLIE Shaun	GBR	27 FEB 1995	4	3:45.02	Q
5	DUBROVSKIY Sergey	RUS	20 JAN 1995	7	3:45.29	q PB
6	HORODYSKYI Bohdan-Ivan	UKR	18 MAY 1994	12	3:47.68	q
7	GASBARRI Federico	ITA	25 AUG 1994	8	3:48.00	q PB
8	PETTERSEN Magnus Hannevig	NOR	29 APR 1995	9	3:48.43	q PB
9	KOVÁCS Benjamin	HUN	24 JAN 1995	10	3:48.66	
10	RUDNIK Damian	POL	29 APR 1995	11	3:49.79	PB
11	TOBIN Seán	IRL	20 JUL 1994	10	3:50.31	Q
12	LAWNIK Julius	GER	27 DEC 1995	11	3:50.41	Q
13	DE MARE Jorijn	NED	28 JAN 1994	2	3:50.61	
14	BURSAC Nikola	SRB	2 AUG 1995	6	3:50.64	Q
15	McLAUGHLIN Matthew	GBR	7 DEC 1994	13	3:50.83	Q
16	PETRAC Jan	SLO	4 JUL 1995	5	3:50.92	PB
17	FITZSIMONS Shane	IRL	2 FEB 1995	4	3:51.06	
18	ALCALÁ Marc	ESP	7 NOV 1994	8	3:51.17	
19	PEDERSEN Erik Udø	NOR	9 APR 1994	7	3:51.75	
20	STAAL Tommy	NED	18 AUG 1994	9	3:51.97	
21	PINTO Guilherme	POR	10 FEB 1994	2	3:52.20	
22	DÍAZ-CANO Ignacio	ESP	11 JAN 1994	3	3:53.91	
23	BAK Mateusz	POL	17 FEB 1994	12	3:55.84	
24	ORDÓÑEZ Saul	ESP	10 APR 1994	6	3:56.14	
25	CZAJA Dominik	POL	8 AUG 1994	5	4:04.86	
	RICHENBERG Eirik Bråten	NOR	10 DEC 1994	1	DNF	

INTERNET Service: www.european-athletics.org

Timing, Measurement & Data Service by  **OMEGA**

printed at THU 18 JUL 2013 21:21

Page 7 of 39

1500m Men
Semifinal 1/2
18 JUL 2013 / 17:10

Rank	Name	Nat	Date of Birth	Order	Result
1	TOBIN Seán	IRL	20 JUL 1994	10	3:50.31 Q
2	LAWNIK Julius	GER	27 DEC 1995	11	3:50.41 Q
3	BURSAC Nikola	SRB	2 AUG 1995	6	3:50.64 Q
4	McLAUGHLIN Matthew	GBR	7 DEC 1994	13	3:50.83 Q
5	PETRAC Jan	SLO	4 JUL 1995	5	3:50.92 PB
6	FITZSIMONS Shane	IRL	2 FEB 1995	4	3:51.06
7	ALCALÁ Marc	ESP	7 NOV 1994	8	3:51.17
8	PEDERSEN Erik Udø	NOR	9 APR 1994	7	3:51.75
9	STAAL Tommy	NED	18 AUG 1994	9	3:51.97
10	PINTO Guilherme	POR	10 FEB 1994	2	3:52.20
11	DÍAZ-CANO Ignacio	ESP	11 JAN 1994	3	3:53.91
12	BAK Mateusz	POL	17 FEB 1994	12	3:55.84
	RICHENBERG Eirik Bråten	NOR	10 DEC 1994	1	DNF

Intermediate times: 400m 1:02.20 FITZSIMONS Shane (IRL)
800m 2:08.03 McLAUGHLIN Matthew (GBR)
1200m 3:08.32 FITZSIMONS Shane (IRL)

1500m Men
Semifinal 2/2
18 JUL 2013 / 17:20

Rank	Name	Nat	Date of Birth	Order	Result
1	BEKMEZCI Süleyman	TUR	15 NOV 1995	13	3:43.75 Q
2	WIGHTMAN Jake	GBR	11 JUL 1994	1	3:43.95 Q
3	FINNEGAN Ruairi	IRL	14 JUL 1994	3	3:44.60 Q PB
4	WYLLIE Shaun	GBR	27 FEB 1995	4	3:45.02 Q
5	DUBROVSKIY Sergey	RUS	20 JAN 1995	7	3:45.29 q PB
6	HORODYSKYI Bohdan-Ivan	UKR	18 MAY 1994	12	3:47.68 q
7	GASBARRI Federico	ITA	25 AUG 1994	8	3:48.00 q PB
8	PETTERSEN Magnus Hannevig	NOR	29 APR 1995	9	3:48.43 q PB
9	KOVÁCS Benjámín	HUN	24 JAN 1995	10	3:48.66
10	RUDNIK Damian	POL	29 APR 1995	11	3:49.79 PB
11	DE MARE Jorijn	NED	28 JAN 1994	2	3:50.61
12	ORDÓÑEZ Saul	ESP	10 APR 1994	6	3:56.14
13	CZAJA Dominik	POL	8 AUG 1994	5	4:04.86

Intermediate times: 400m 56.73 DUBROVSKIY Sergey (RUS)
800m 1:58.96 WIGHTMAN Jake (GBR)
1200m 3:01.09 WIGHTMAN Jake (GBR)

Qualified: First 4 in each heat (Q) and 4 best performers (q) advance to the Final

10000m Men
Final
18 JUL 2013 / 20:00

Rank	Name	Nat	Date of Birth	Order	Result	
1	KAYA Ali	TUR	20 APR 1994	20	28:31.16	CR,NJR
2	DINI Lorenzo	ITA	2 OCT 1994	24	29:31.11	PB
3	BOŠNJAK Dino	CRO	21 JAN 1994	10	29:59.07	
4	STRELKOV Mikhail	RUS	25 JUL 1994	19	30:58.49	
5	GARCÍA Jaime	ESP	25 AUG 1994	12	31:12.70	PB
6	TÓTH Áron	HUN	29 APR 1994	13	31:34.94	
7	MARTINEZ Daniel	ESP	20 JUN 1995	6	31:36.07	
8	YOTOVSKI Aleksandar	BUL	23 JUL 1995	23	31:43.71	
9	PARTENOPE Mirko	ITA	19 APR 1994	8	31:49.29	
10	GOURLIAS Márkos	GRE	28 SEP 1995	4	31:58.49	
11	ARMSTRONG Hugh	IRL	20 SEP 1994	3	32:16.19	
12	SZŐGI István	HUN	12 SEP 1995	22	32:28.57	
13	BEKKEVOLL Stian	NOR	9 OCT 1995	18	32:29.96	
14	DOLYNCHUK Dmytro	UKR	5 NOV 1994	16	34:07.26	
15	KUTLEŠIĆ Uros	SRB	13 DEC 1995	21	35:11.42	
	ALEHIN Ketele	ISR	21 DEC 1995	2	DNF	
	CHEPIKAU Anton	BLR	25 JAN 1994	15	DNF	
	CRIPPA Nekagenet	ITA	16 SEP 1994	5	DNF	
	JELLOUL Mohamed	ESP	30 JUN 1994	1	DNF	
	KARAGÖZ Adem	TUR	7 AUG 1994	7	DNF	
	ROSÁRIO Paulo	POR	21 APR 1994	17	DNF	
	SØDAL Joakim	NOR	10 APR 1997	9	DNF	
	YAKIMCHUK Maksym	UKR	7 JUN 1994	11	DNF	
	YILDIRIMCI Sabahattin	TUR	25 MAR 1994	14	DNF	

Intermediate times:	1000m	2:52.83	KAYA Ali (TUR)
	2000m	5:36.38	KAYA Ali (TUR)
	3000m	8:21.69	KAYA Ali (TUR)
	4000m	11:09.78	KAYA Ali (TUR)
	5000m	14:00.74	KAYA Ali (TUR)
	6000m	16:55.06	KAYA Ali (TUR)
	7000m	19:52.00	KAYA Ali (TUR)
	8000m	22:48.32	KAYA Ali (TUR)
	9000m	25:45.68	KAYA Ali (TUR)

Results Day 1

High Jump Men

Qualification

18 JUL 2013 / 15:25

Rank	Name	Nat	Date of Birth	Order	Result
1	AKIMENKO Mikhail	RUS	6 DEC 1995	2	2.12 q
1	KIPRA Pavel	BLR	3 JUL 1994	10	2.12 q
1	MELONI Eugenio	ITA	28 AUG 1994	13	2.12 q
4	IVANOV Tihomir	BUL	11 JUL 1994	3	2.12 q
5	SKABEIKA Andrei	BLR	11 JUN 1995	5	2.12 q
6	SANDERS Torsten	GER	8 SEP 1994	12	2.12 q
7	POTYE Tobias	GER	16 MAR 1995	4	2.12 q
7	SAWCZYNSKI Piotr	POL	30 JAN 1994	9	2.12 q
9	ERIKSSON Samuli	FIN	9 NOV 1995	10	2.08 q
9	GERENCSEK Adam	HUN	9 AUG 1994	11	2.08 q
11	DOROFYEYEV Vladyslav	UKR	22 APR 1994	9	2.08 q
11	GLEBAUSKAS Adrijus	LTU	20 NOV 1994	7	2.08 q
13	DALECKY Matyas	CZE	5 JAN 1994	1	2.08
14	VIGO Ignacio	ESP	11 MAY 1994	8	2.08
15	KONRADSSON Fredrik	SWE	12 FEB 1994	11	2.08
16	CHAPON Joris	FRA	13 DEC 1994	1	2.08
17	JANKOVICS Daniel	HUN	1 MAR 1995	6	2.08
18	LONSKYY Viktor	UKR	27 OCT 1995	8	2.03
18	NOWICKI Damian	POL	27 SEP 1995	6	2.03
20	KANDU Chris	GBR	10 SEP 1995	4	2.03
20	NOPPER David	GER	25 JAN 1995	3	2.03
22	USMANOV Usman	RUS	26 OCT 1995	5	2.03
23	CARLSSON Andreas	SWE	5 APR 1995	13	2.03
24	LIEBERMAN Tzur	ISR	26 JAN 1994	2	1.98
25	PICHA Petr	CZE	19 JUL 1996	7	1.98
	KOPIC Josip	AUT	4 JUN 1994	12	NM

	1.93	1.98	2.03	2.08	2.12
1	AKIMENKO Mikhail	o	o	o	o
1	KIPRA Pavel	-	o	o	o
1	MELONI Eugenio	o	o	o	o
4	IVANOV Tihomir	o	o	o	o
5	SKABEIKA Andrei	-	xo	xxo	o
6	SANDERS Torsten	-	o	o	xo
7	POTYE Tobias	-	-	xo	xo
7	SAWCZYNSKI Piotr	-	o	xo	xo
9	ERIKSSON Samuli	o	o	o	xxx
9	GERENCSEK Adam	o	o	o	xxx
11	DOROFYEYEV V	-	xo	o	xxx
11	GLEBAUSKAS Adrijus	-	xo	o	xxx
13	DALECKY Matyas	-	o	xxo	xxx
14	VIGO Ignacio	-	-	o	xxx
15	KONRADSSON Fredrik	xo	o	o	xxx
16	CHAPON Joris	-	o	o	xxx
17	JANKOVICS Daniel	xo	o	o	xxx
18	LONSKYY Viktor	-	o	o	xxx
18	NOWICKI Damian	-	o	o	xxx
20	KANDU Chris	-	-	xo	xxx
20	NOPPER David	-	o	xo	xxx
22	USMANOV Usman	o	xo	xo	xxx
23	CARLSSON Andreas	o	o	xxo	xxx
24	LIEBERMAN Tzur	o	o	xxx	
25	PICHA Petr	xo	o	o	xxx
	KOPIC Josip	-	-	xxx	

High Jump Men
Qualification Group A
18 JUL 2013 / 15:25

Rank	Name	Nat	Date of Birth	Order	Result
1	KIPRA Pavel	BLR	3 JUL 1994	10	2.12 q
2	IVANOV Tihomir	BUL	11 JUL 1994	3	2.12 q
3	SANDERS Torsten	GER	8 SEP 1994	12	2.12 q
4	POTYE Tobias	GER	16 MAR 1995	4	2.12 q
5	GERENCSÉR Ádám	HUN	9 AUG 1994	11	2.08 q
6	DOROFYEYEV Vladyslav	UKR	22 APR 1994	9	2.08 q
6	GLEBAUSKAS Adrijus	LTU	20 NOV 1994	7	2.08 q
8	DALECKÝ Matyás	CZE	5 JAN 1994	1	2.08
9	VIGO Ignacio	ESP	11 MAY 1994	8	2.08
10	NOWICKI Damian	POL	27 SEP 1995	6	2.03
11	USMANOV Usman	RUS	26 OCT 1995	5	2.03
12	CARLSSON Andreas	SWE	5 APR 1995	13	2.03
13	LIEBERMAN Tzur	ISR	26 JAN 1994	2	1.98

	1.93	1.98	2.03	2.08	2.12
1	KIPRA Pavel	-	o	o	o
2	IVANOV Tihomir	o	o	o	o
3	SANDERS Torsten	-	o	o	o
4	POTYE Tobias	-	-	xo	o
5	GERENCSÉR Ádám	o	o	o	o
6	DOROFYEYEV V	-	xo	o	o
6	GLEBAUSKAS Adrijus	-	xo	o	o
8	DALECKÝ Matyás	-	o	xxo	o
9	VIGO Ignacio	-	-	o	xo
10	NOWICKI Damian	-	o	o	xxx
11	USMANOV Usman	o	xo	xo	xxx
12	CARLSSON Andreas	o	o	xxo	xxx
13	LIEBERMAN Tzur	o	o	xxx	


High Jump Men
Qualification Group B
18 JUL 2013 / 15:25

Rank	Name	Nat	Date of Birth	Order	Result
1	AKIMENKO Mikhail	RUS	6 DEC 1995	2	2.12 q
1	MELONI Eugenio	ITA	28 AUG 1994	13	2.12 q
3	SKABEIKA Andrei	BLR	11 JUN 1995	5	2.12 q
4	SAWCZYNSKI Piotr	POL	30 JAN 1994	9	2.12 q
5	ERIKSSON Samuli	FIN	9 NOV 1995	10	2.08 q
6	KONRADSSON Fredrik	SWE	12 FEB 1994	11	2.08
7	CHAPON Joris	FRA	13 DEC 1994	1	2.08
8	JANKOVICS Dániel	HUN	1 MAR 1995	6	2.08
9	LONSKYY Viktor	UKR	27 OCT 1995	8	2.03
10	KANDU Chris	GBR	10 SEP 1995	4	2.03
10	NOPPER David	GER	25 JAN 1995	3	2.03
12	PÍCHA Petr	CZE	19 JUL 1996	7	1.98
	KOPIC Josip	AUT	4 JUN 1994	12	NM

	1.93	1.98	2.03	2.08	2.12
1	AKIMENKO Mikhail	o	o	o	o
1	MELONI Eugenio	o	o	o	o
3	SKABEIKA Andrei	-	xo	xxo	o
4	SAWCZYNSKI Piotr	-	o	xo	o
5	ERIKSSON Samuli	o	o	o	o
6	KONRADSSON Fredrik	xo	o	o	xo
7	CHAPON Joris	-	o	o	xxo
8	JANKOVICS Dániel	xo	o	o	xxo
9	LONSKYY Viktor	-	o	o	xxx
10	KANDU Chris	-	-	xo	xxx
10	NOPPER David	-	o	xo	xxx
12	PÍCHA Petr	xo	o	xxx	
	KOPIC Josip	-	-	xxx	

Qualified: qualifying perf. 2.16 (Q) or 12 best performers (q) advance to the Final

INTERNET Service: www.european-athletics.org

Timing, Measurement & Data Service by  OMEGA


printed at THU 18 JUL 2013 21:21

Page 11 of 39

**Pole Vault Men
Qualification**
18 JUL 2013 / 18:20

Rank	Name	Nat	Date of Birth	Order	Result
1	KOBELEV Leonid	RUS	24 JUN 1995	2	5.05 q
1	ZERNIKEL Oleg	GER	16 APR 1995	1	5.05 q
3	SINNO Alessandro	ITA	17 JUL 1994	2	5.05 q PB
4	WIRTH Lukas	AUT	21 JUN 1995	4	5.05 q
5	LYUBUSHKIN Dmitry	RUS	21 MAR 1994	5	5.05 q
6	DOLVE Eirik Greibrokk	NOR	5 MAY 1995	7	5.05 q
7	MAY Rowan	GBR	12 AUG 1995	3	5.05 q =PB
8	CHAPELLE Axel	FRA	24 APR 1995	8	5.05 q
8	SKORISH Lev	ISR	12 APR 1996	1	5.05 q PB
10	MEEUSE Milan	NED	5 APR 1994	11	5.05 q =PB
11	MIRANDA Icaro	POR	13 DEC 1994	4	5.05 q =PB
12	GARDNER Daniel	GBR	26 MAR 1994	5	4.95 q
12	HALLANZY Lukas	GER	13 JUL 1994	9	4.95 q
14	REICHERT Marian	GER	1 JUL 1994	3	4.95
15	ÖSTMAN Viktor	FIN	25 MAR 1994	8	4.80
16	ALCACER Javier	ESP	2 MAY 1994	6	4.80
16	PAWLIK Karol	POL	17 MAR 1994	10	4.80
18	CYBULSKI Filip	POL	27 FEB 1995	10	4.80
19	SEIL Joe	LUX	3 MAR 1995	11	4.60
19	VALLES Adrian	ESP	16 MAR 1995	7	4.60
	JERZY Mateusz	POL	29 MAR 1995	6	DNS
	SVÁRD-JACOBSSON Melker	SWE	8 JAN 1994	9	DNS

	4.60	4.80	4.95	5.05
1	KOBELEV Leonid	-	o	-
1	ZERNIKEL Oleg	-	o	o
3	SINNO Alessandro	-	xo	-
4	WIRTH Lukas	-	xo	o
5	LYUBUSHKIN Dmitry	-	o	o
6	DOLVE E	xo	o	o
7	MAY Rowan	o	o	o
8	CHAPELLE Axel	-	-	xo
8	SKORISH Lev	xo	o	o
10	MEEUSE Milan	o	o	xxo
11	MIRANDA Icaro	xo	xo	xo
12	GARDNER Daniel	-	o	o
12	HALLANZY Lukas	-	-	o
14	REICHERT Marian	-	-	xo
15	ÖSTMAN Viktor	-	o	xxx
16	ALCACER Javier	xxo	o	xxx
16	PAWLIK Karol	xxo	o	xxx
18	CYBULSKI Filip	o	xo	xxx
19	SEIL Joe	xo	xxx	-
19	VALLES Adrian	xo	xxx	-
	JERZY Mateusz	-	-	-
	SVÁRD-JACOBSSON M	-	-	-

INTERNET Service: www.european-athletics.org
Timing, Measurement & Data Service by  OMEGA

printed at THU 18 JUL 2013 21:21

Page 12 of 39

Pole Vault Men
Qualification Group A
18 JUL 2013 / 18:20

Rank	Name	Nat	Date of Birth	Order	Result
1	ZERNIKEL Oleg	GER	16 APR 1995	1	5.05 q
2	SINNO Alessandro	ITA	17 JUL 1994	2	5.05 q PB
3	LYUBUSHKIN Dmitry	RUS	21 MAR 1994	5	5.05 q
4	DOLVE Eirik Greibrokk	NOR	5 MAY 1995	7	5.05 q
5	MAY Rowan	GBR	12 AUG 1995	3	5.05 q =PB
6	CHAPELLE Axel	FRA	24 APR 1995	8	5.05 q
7	MEEUSE Milan	NED	5 APR 1994	11	5.05 q =PB
8	MIRANDA Icaro	POR	13 DEC 1994	4	5.05 q =PB
9	HALLANZY Lukas	GER	13 JUL 1994	9	4.95 q
10	ALCACER Javier	ESP	2 MAY 1994	6	4.80
11	CYBULSKI Filip	POL	27 FEB 1995	10	4.80

	4.60	4.80	4.95	5.05
1 ZERNIKEL Oleg	-	o	o	o
2 SINNO Alessandro	-	xo	-	o
3 LYUBUSHKIN Dmitry	-	o	o	xo
4 DOLVE E	xo	o	o	xo
5 MAY Rowan	o	o	o	xxo
6 CHAPELLE Axel	-	-	xo	xxo
7 MEEUSE Milan	o	o	xxo	xxo
8 MIRANDA Icaro	xo	xo	xo	xxo
9 HALLANZY Lukas	-	-	o	xxx
10 ALCACER Javier	xxo	o	xxx	
11 CYBULSKI Filip	o	xo	xxx	

Pole Vault Men
Qualification Group B
18 JUL 2013 / 18:20

Rank	Name	Nat	Date of Birth	Order	Result
1	KOBELEV Leonid	RUS	24 JUN 1995	2	5.05 q
2	WIRTH Lukas	AUT	21 JUN 1995	4	5.05 q
3	SKORISH Lev	ISR	12 APR 1996	1	5.05 q PB
4	GARDNER Daniel	GBR	26 MAR 1994	5	4.95 q
5	REICHERT Marian	GER	1 JUL 1994	3	4.95
6	ÖSTMAN Viktor	FIN	25 MAR 1994	8	4.80
7	PAWLIK Karol	POL	17 MAR 1994	10	4.80
8	SEIL Joe	LUX	3 MAR 1995	11	4.60
8	VALLES Adrian	ESP	16 MAR 1995	7	4.60
	JERZY Mateusz	POL	29 MAR 1995	6	DNS
	SVÄRD-JACOBSSON Melker	SWE	8 JAN 1994	9	DNS


	4.60	4.80	4.95	5.05
1 KOBELEV Leonid	-	o	-	o
2 WIRTH Lukas	-	xo	xo	o
3 SKORISH Lev	xo	o	o	xxo
4 GARDNER Daniel	-	o	o	xxx
5 REICHERT Marian	-	-	xo	xxx
6 ÖSTMAN Viktor	-	o	xxx	
7 PAWLIK Karol	xxo	o	xxx	
8 SEIL Joe	xo	xxx		
8 VALLES Adrian	xo	xxx		
JERZY Mateusz	-			
SVÄRD-JACOBSSON M	-			

Qualified: qualifying perf. 5.15 (Q) or 12 best performers (q) advance to the Final

**Long Jump Men
Qualification**
18 JUL 2013 / 16:55

Rank	Name	Nat	Date of Birth	Order	Result		
1	GABRIELSEN Benjamin	DEN	13 JUN 1995	5	7.69	Q	PB
2	BROOThAERTS Mathias	BEL	12 JUL 1994	6	7.65	Q	PB
3	SAFO Elliot	GBR	4 FEB 1994	12	7.62	Q	
4	HEINLE Fabian	GER	14 MAY 1994	1	7.58	Q	
5	KISELKOv Fedor	RUS	3 JUN 1995	3	7.54	Q	PB
6	ANOUMan Guy-Elphège	FRA	13 JUN 1994	8	7.51	Q	=SB
7	HARTMANN Stephan	GER	13 JAN 1994	9	7.50	Q	
8	JACOBS Lamont Marcel	ITA	26 SEP 1994	10	7.45	q	
9	SAYERS Feron	GBR	15 OCT 1994	12	7.33	q	
10	NEAGOE Ionut Andrei	ROU	11 JUN 1994	2	7.31	q	
11	TALÉUS Johan	SWE	2 MAR 1994	9	7.29	q	
12	ACERA Sergio	ESP	15 JAN 1994	11	7.27	q	
13	GRECU Ionut	ROU	10 JAN 1994	7	7.26		
14	OVCHARENKO Andrey	RUS	21 APR 1994	4	7.26		
15	XENIKÁKIS Nikólaos	GRE	23 DEC 1994	7	7.23		
16	LAROUSSI Zoheir	FRA	9 JUN 1994	4	7.15		
17	MAGYAR Zoltán	HUN	19 DEC 1994	5	7.08		
18	RAMOS Fernando	ESP	20 MAY 1995	2	6.96		
19	POULLOS Georgios	CYP	5 APR 1995	10	6.95		
20	DÜZYURT Ogulcan	TUR	11 JAN 1995	6	6.93		
21	SOTO Juan Manuel	ESP	28 APR 1994	11	6.93		
22	GÖTTLINGER David	AUT	4 JUN 1995	3	6.84		
	HALLUNEJ Gledis	ALB	2 MAY 1996	8	NM		
	SÝKORA Jirí	CZE	20 JAN 1995	1	NM		

	1	2	3
1	GABRIELSEN B	7.69 (+0.7)	
2	BROOThAERTS M	7.65 (0.0)	
3	SAFO Elliot	6.92 (-2.0)	7.41 (+0.2)
4	HEINLE Fabian	7.49 (0.0)	7.58 (+0.3)
5	KISELKOv Fedor	x (-0.8)	x (-0.9)
6	ANOUMan G	x (0.0)	7.51 (-0.2)
7	HARTMANN Stephan	6.95 (0.0)	7.25 (-1.6)
8	JACOBS L	7.07 (0.0)	7.45 (+0.1)
9	SAYERS Feron	7.33 (-0.5)	x (0.0)
10	NEAGOE I	7.31 (-0.5)	7.07 (-1.0)
11	TALÉUS Johan	7.29 (-0.4)	5.44 (+0.6)
12	ACERA Sergio	6.97 (-0.1)	x (+0.4)
13	GRECU Ionut	7.26 (-0.7)	7.13 (+0.2)
14	OVCHARENKO Andrey	7.26 (+1.9)	7.23 (+0.1)
15	XENIKÁKIS Nikólaos	7.13 (-0.8)	7.10 (-0.5)
16	LAROUSSI Zoheir	7.15 (+0.8)	x (+0.5)
17	MAGYAR Zoltán	x (0.0)	7.08 (-0.6)
18	RAMOS Fernando	x (+0.4)	6.94 (-0.4)
19	POULLOS Georgios	6.95 (-0.8)	6.92 (+0.1)
20	DÜZYURT Ogulcan	6.93 (+0.2)	x (-0.7)
21	SOTO Juan Manuel	6.93 (-1.4)	6.62 (0.0)
22	GÖTTLINGER David	x (0.0)	6.84 (-0.3)
	HALLUNEJ Gledis	-	x (-0.9)
	SÝKORA Jirí	x (-0.5)	r

INTERNET Service: www.european-athletics.org
Timing, Measurement & Data Service by  OMEGA

printed at THU 18 JUL 2013 21:21

Page 14 of 39

Long Jump Men
Qualification Group A
18 JUL 2013 / 16:55

Rank	Name	Nat	Date of Birth	Order	Result		
1	GABRIELSEN Benjamin	DEN	13 JUN 1995	5	7.69	Q	PB
2	SAFO Elliot	GBR	4 FEB 1994	12	7.62	Q	
3	HEINLE Fabian	GER	14 MAY 1994	1	7.58	Q	
4	KISELKOV Fedor	RUS	3 JUN 1995	3	7.54	Q	PB
5	JACOBS Lamont Marcel	ITA	26 SEP 1994	10	7.45	q	
6	TALÉUS Johan	SWE	2 MAR 1994	9	7.29	q	
7	ACERA Sergio	ESP	15 JAN 1994	11	7.27	q	
8	GRECU Ionut	ROU	10 JAN 1994	7	7.26		
9	LAROUSSI Zoheir	FRA	9 JUN 1994	4	7.15		
10	RAMOS Fernando	ESP	20 MAY 1995	2	6.96		
11	DÜZYURT Ogulcan	TUR	11 JAN 1995	6	6.93		
	HALLUNEJ Gledis	ALB	2 MAY 1996	8	NM		


	1	2	3
1	GABRIELSEN B	7.69 (+0.7)	
2	SAFO Elliot	6.92 (-2.0)	7.41 (+0.2)
3	HEINLE Fabian	7.49 (0.0)	7.58 (+0.3)
4	KISELKOV Fedor	x (-0.8)	x (-0.9)
5	JACOBS L	7.07 (0.0)	7.45 (+0.1)
6	TALÉUS Johan	7.29 (-0.4)	5.44 (+0.6)
7	ACERA Sergio	6.97 (-0.1)	x (+0.4)
8	GRECU Ionut	7.26 (-0.7)	7.13 (+0.2)
9	LAROUSSI Zoheir	7.15 (+0.8)	x (+0.5)
10	RAMOS Fernando	x (+0.4)	6.94 (-0.4)
11	DÜZYURT Ogulcan	6.93 (+0.2)	x (-0.7)
	HALLUNEJ Gledis	-	x (-0.9)

Long Jump Men
Qualification Group B
18 JUL 2013 / 16:55

Rank	Name	Nat	Date of Birth	Order	Result		
1	BROOThAERTS Mathias	BEL	12 JUL 1994	6	7.65	Q	PB
2	ANOUMAN Guy-Elphège	FRA	13 JUN 1994	8	7.51	Q	=SB
3	HARTMANN Stephan	GER	13 JAN 1994	9	7.50	Q	
4	SAYERS Feron	GBR	15 OCT 1994	12	7.33	q	
5	NEAGOE Ionut Andrei	ROU	11 JUN 1994	2	7.31	q	
6	OVCHARENKO Andrey	RUS	21 APR 1994	4	7.26		
7	XENIKÁKIS Nikólaos	GRE	23 DEC 1994	7	7.23		
8	MAGYAR Zoltán	HUN	19 DEC 1994	5	7.08		
9	POULLOS Georgios	CYP	5 APR 1995	10	6.95		
10	SOTO Juan Manuel	ESP	28 APR 1994	11	6.93		
11	GÖTTLINGER David	AUT	4 JUN 1995	3	6.84		
	SÝKORA Jirí	CZE	20 JAN 1995	1	NM		

	1	2	3
1	BROOThAERTS M	7.65 (0.0)	
2	ANOUMAN G	x (0.0)	7.51 (-0.2)
3	HARTMANN Stephan	6.95 (0.0)	7.25 (-1.6)
4	SAYERS Feron	7.33 (-0.5)	x (0.0)
5	NEAGOE I	7.31 (-0.5)	7.07 (-1.0)
6	OVCHARENKO Andrey	7.26 (+1.9)	7.23 (+0.1)
7	XENIKÁKIS Nikólaos	7.13 (-0.8)	7.10 (-0.5)
8	MAGYAR Zoltán	x (0.0)	7.08 (-0.6)
9	POULLOS Georgios	6.95 (-0.8)	6.92 (+0.1)
10	SOTO Juan Manuel	6.93 (-1.4)	6.62 (0.0)
11	GÖTTLINGER David	x (0.0)	6.84 (-0.3)
	SÝKORA Jirí	x (-0.5)	r

Qualified: qualifying perf. 7.50 (Q) or 12 best performers (q) advance to the Final

INTERNET Service: www.european-athletics.org
Timing, Measurement & Data Service by 

printed at THU 18 JUL 2013 21:21

Page 15 of 39

Results Day 1
Shot Put Men (6 kg)
Qualification
18 JUL 2013 / 10:00

Rank	Name	Nat	Date of Birth	Order	Result	
1	PEZER Mesud	BIH	27 AUG 1994	6	19.40	Q
2	SIVONEN Matti	FIN	28 JUL 1994	5	19.22	Q
3	MIHALJEVIC Filip	CRO	31 JUL 1994	8	19.16	Q
4	RAKOVSKY Tibor	HUN	3 JUL 1994	2	19.02	Q PB
5	KRZYZAN Dawid	POL	20 APR 1994	7	18.82	Q
6	ZABINSKAS Paulius	LTU	26 JUN 1994	4	18.60	Q PB
7	MRDJENOVIC Aleksandar	SRB	30 JAN 1994	5	18.57	Q
8	ZUPANCIC Blaz	SLO	6 APR 1995	10	18.39	Q NJR
9	REGIN Andrzej	POL	21 FEB 1994	4	18.23	Q
9	SIMON Péter	HUN	18 SEP 1994	1	18.23	Q
11	DJUROVIC Tomas	MNE	14 FEB 1994	8	18.09	Q
12	GORLEWSKI Artur	POL	15 APR 1994	7	18.08	Q
13	KÖÖPIKKÄ Timo	FIN	10 MAY 1994	2	18.04	Q
14	RAGONESI Gian Piero	ITA	19 APR 1995	3	17.95	PB
15	DEL GATTO Lorenzo	ITA	8 JUL 1994	9	17.75	
16	KOHA Karl	EST	21 NOV 1994	3	17.49	
17	ÖZDEVECI Osman Can	TUR	23 AUG 1995	9	17.32	
18	MARTIROSYAN Albert	ARM	18 OCT 1994	1	17.31	PB
19	KOMATINA Nikola	MNE	25 APR 1994	6	17.20	

	1	2	3
1	PEZER Mesud	19.40	
2	SIVONEN Matti	19.22	
3	MIHALJEVIC Filip	19.16	
4	RAKOVSKY Tibor	17.78	x
5	KRZYZAN Dawid	18.82	19.02
6	ZABINSKAS Paulius	18.60	
7	MRDJENOVIC A	18.57	
8	ZUPANCIC Blaz	17.40	17.53
9	REGIN Andrzej	18.23	18.39
9	SIMON Péter	x	18.23
11	DJUROVIC Tomas	17.64	18.09
12	GORLEWSKI Artur	18.08	
13	KÖÖPIKKÄ Timo	18.04	
14	RAGONESI G	17.91	17.95
15	DEL GATTO Lorenzo	17.30	17.18
16	KOHA Karl	17.49	17.35
17	ÖZDEVECI Osman Can	x	x
18	MARTIROSYAN Albert	17.07	x
19	KOMATINA Nikola	17.20	17.17

Shot Put Men (6 kg)
Qualification Group A
18 JUL 2013 / 10:00

Rank	Name	Nat	Date of Birth	Order	Result	
1	PEZER Mesud	BIH	27 AUG 1994	6	19.40	Q
2	ZABINSKAS Paulius	LTU	26 JUN 1994	4	18.60	Q PB
3	MRDJENOVIC Aleksandar	SRB	30 JAN 1994	5	18.57	Q
4	SIMON Péter	HUN	18 SEP 1994	1	18.23	Q
5	DJUROVIC Tomas	MNE	14 FEB 1994	8	18.09	Q
6	GORLEWSKI Artur	POL	15 APR 1994	7	18.08	Q
7	KÖÖPIKKÄ Timo	FIN	10 MAY 1994	2	18.04	Q
8	DEL GATTO Lorenzo	ITA	8 JUL 1994	9	17.75	
9	KOHA Karl	EST	21 NOV 1994	3	17.49	

Qualification Group A (cont.)

Qualification Group A			1	2	3
1	PEZER Mesud	19.40			
2	ZABINSKAS Paulius	18.60			
3	MRDJENOVIC A	18.57			
4	SIMON Péter	x		18.23	
5	DJUROVIC Tomas	17.64		18.09	
6	GORLEWSKI Artur	18.08			
7	KÖÖPIKKÄ Timo	18.04			
8	DEL GATTO Lorenzo	17.30		17.18	17.75
9	KOHA Karl	17.49		17.35	17.08

Shot Put Men (6 kg)
Qualification Group B
18 JUL 2013 / 10:00

Rank	Name	Nat	Date of Birth	Order	Result
1	SIVONEN Matti	FIN	28 JUL 1994	5	19.22 Q
2	MIHALJEVIC Filip	CRO	31 JUL 1994	8	19.16 Q
3	RAKOVSKY Tibor	HUN	3 JUL 1994	2	19.02 Q PB
4	KRZYZAN Dawid	POL	20 APR 1994	7	18.82 Q
5	ZUPANCIC Blaz	SLO	6 APR 1995	10	18.39 Q NJR
6	REGIN Andrzej	POL	21 FEB 1994	4	18.23 Q
7	RAGONESI Gian Piero	ITA	19 APR 1995	3	17.95 PB
8	ÖZDEVECI Osman Can	TUR	23 AUG 1995	9	17.32
9	MARTIROSYAN Albert	ARM	18 OCT 1994	1	17.31 PB
10	KOMATINA Nikola	MNE	25 APR 1994	6	17.20

1			2			3		
1	SIVONEN Matti	19.22						
2	MIHALJEVIC Filip	19.16						
3	RAKOVSKY Tibor	17.78		x			19.02	
4	KRZYZAN Dawid	18.82						
5	ZUPANCIC Blaz	17.40		17.53			18.39	
6	REGIN Andrzej	18.23						
7	RAGONESI G	17.91		17.95			17.33	
8	ÖZDEVECI Osman Can	x		x			17.32	
9	MARTIROSYAN Albert	17.07		x			17.31	
10	KOMATINA Nikola	17.20		17.17			x	

Qualified: qualifying perf. 18.00 (Q) or 12 best performers (q) advance to the Final

Shot Put Men (6 kg)
Final
18 JUL 2013 / 17:30

Rank	Name	Nat	Date of Birth	Order	Result
1	PEZER Mesud	BIH	27 AUG 1994	1	20.44 NJR
2	MIHALJEVIC Filip	CRO	31 JUL 1994	10	20.23
3	REGIN Andrzej	POL	21 FEB 1994	3	20.07 PB
4	KRZYZAN Dawid	POL	20 APR 1994	6	19.98
5	SIVONEN Matti	FIN	28 JUL 1994	12	19.81 PB
6	ZABINSKAS Paulius	LTU	26 JUN 1994	9	19.20 PB
7	KÖÖPIKKÄ Timo	FIN	10 MAY 1994	5	18.57 PB
8	RAKOVSKY Tibor	HUN	3 JUL 1994	4	18.46
9	MRDJENOVIC Aleksandar	SRB	30 JAN 1994	2	18.29
10	GORLEWSKI Artur	POL	15 APR 1994	13	18.22
11	SIMON Péter	HUN	18 SEP 1994	7	17.94
12	ZUPANCIC Blaz	SLO	6 APR 1995	11	17.82
13	DJUROVIC Tomas	MNE	14 FEB 1994	8	17.77

Final (cont.)

Final		1	2	3	4	5	6
1	PEZER Mesud	19.71	19.90	x	19.63	20.26	20.44
2	MIHALJEVIC Filip	19.84	19.56	19.91	20.23	19.03	x
3	REGIN Andrzej	18.67	19.53	18.94	19.30	19.34	20.07
4	KRZYŻAN Dawid	18.91	19.98	19.90	19.94	19.54	x
5	SIVONEN Matti	18.45	19.07	19.18	19.81	19.27	19.07
6	ZABINSKAS Paulius	18.32	x	19.20	x	x	x
7	KÖÖPIKKÄ Timo	17.78	x	18.57	x	17.92	x
8	RAKOVŠZKY Tibor	18.46	18.25	17.78	17.86	17.95	x
9	MRDJENOVIC A	18.09	x	18.29			
10	GORLEWSKI Artur	18.22	17.88	x			
11	SIMON Péter	17.54	x	17.94			
12	ZUPANCIC Blaz	x	17.82	17.66			
13	DJUROVIC Tomas	x	17.61	17.77			

Hammer Men (6 kg)
Qualification
18 JUL 2013 / 10:50

Rank	Name	Nat	Date of Birth	Order	Result	
1	PÁSZTOR Bence	HUN	5 FEB 1995	9	75.61	Q
2	ANASTASAKIS Mihail	GRE	3 DEC 1994	11	73.88	Q
3	PRONKIN Valeriy	RUS	15 JUN 1994	7	73.17	Q
4	LANG Simon	GER	14 JAN 1994	2	72.01	Q
5	LARSSON Alexander	SWE	10 JUN 1994	8	71.79	Q
6	BALTACI Özkan	TUR	13 FEB 1994	10	71.36	Q
7	GONZÁLEZ Pablo	ESP	15 NOV 1994	6	70.36	Q PB
8	JONSSON Hilmar Örn	ISL	6 MAY 1996	1	70.18	Q NJR
9	KOKKONEN Markus	FIN	17 MAY 1995	10	69.37	q
10	BORTOLATO Marco	ITA	11 FEB 1994	4	68.80	q
11	AUSTNES Jorgen Olsen	NOR	23 APR 1994	12	68.32	q
12	LAHTINEN Walteri	FIN	3 MAR 1995	7	68.30	q
13	NOWICKI Sebastian	POL	26 AUG 1994	6	68.16	
14	REHEDA Serhiy	UKR	6 FEB 1994	11	68.04	
15	PAINTER Michael	GBR	9 OCT 1994	13	67.76	
16	HORVÁTH Bálint	HUN	31 MAY 1995	1	67.62	
17	BROWN Callum	GBR	20 JUL 1994	8	66.45	
18	ERIKSSON Anders	SWE	22 MAR 1994	5	65.84	
19	REMES Tommi	FIN	20 JAN 1994	5	65.15	
20	VASILCHANKA Yury	BLR	4 JAN 1994	4	64.50	
21	LITZELL Lowe	SWE	9 DEC 1994	3	64.31	
22	ARREAGA Kevin	ESP	23 OCT 1995	2	62.46	
23	POLESHKO Artem	UKR	13 FEB 1995	12	61.17	
24	MESTER László	HUN	17 JAN 1994	3	61.17	
	COMENENTIA Denzel	NED	25 NOV 1995	9	NM	


Qualification (cont.)

Qualification		1	2	3
1	PÁSZTOR Bence	75.61		
2	ANASTASÁKIS Mihail	68.35	73.88	
3	PRONKIN Valeriy	60.12	73.17	
4	LANG Simon	69.01	72.01	
5	LARSSON Alexander	x	71.79	
6	BALTACI Özkan	x	71.36	
7	GONZÁLEZ Pablo	66.13	67.58	70.36
8	JONSSON Hilmar Örn	66.72	66.69	70.18
9	KOKKONEN Markus	66.90	x	69.37
10	BORTOLATO Marco	68.80	64.74	x
11	AUSTNES J	68.32	64.43	67.43
12	LAHTINEN Walteri	x	67.91	68.30
13	NOWICKI Sebastian	65.51	68.16	x
14	REHEDA Serhiy	68.04	x	67.90
15	PAINTER Michael	x	x	67.76
16	HORVÁTH Bálint	65.54	67.62	66.54
17	BROWN Callum	66.45	x	64.36
18	ERIKSSON Anders	x	61.97	65.84
19	REMES Tommi	x	64.38	65.15
20	VASILCHANKA Yury	64.50	x	x
21	LITZELL Lowe	60.99	x	64.31
22	ARREAGA Kevin	x	x	62.46
23	POLESHKO Artem	x	58.24	61.17
24	MESTER László	x	x	61.17
	COMENENTIA Denzel	x	x	x

Hammer Men (6 kg)
Qualification Group A
18 JUL 2013 / 10:50

Rank	Name	Nat	Date of Birth	Order	Result
1	PÁSZTOR Bence	HUN	5 FEB 1995	9	75.61 Q
2	ANASTASÁKIS Mihail	GRE	3 DEC 1994	11	73.88 Q
3	PRONKIN Valeriy	RUS	15 JUN 1994	7	73.17 Q
4	LANG Simon	GER	14 JAN 1994	2	72.01 Q
5	LARSSON Alexander	SWE	10 JUN 1994	8	71.79 Q
6	GONZÁLEZ Pablo	ESP	15 NOV 1994	6	70.36 Q PB
7	JONSSON Hilmar Örn	ISL	6 MAY 1996	1	70.18 Q NJR
8	KOKKONEN Markus	FIN	17 MAY 1995	10	69.37 q
9	PAINTER Michael	GBR	9 OCT 1994	13	67.76
10	ERIKSSON Anders	SWE	22 MAR 1994	5	65.84
11	VASILCHANKA Yury	BLR	4 JAN 1994	4	64.50
12	POLESHKO Artem	UKR	13 FEB 1995	12	61.17
13	MESTER László	HUN	17 JAN 1994	3	61.17

		1	2	3
1	PÁSZTOR Bence	75.61		
2	ANASTASÁKIS Mihail	68.35	73.88	
3	PRONKIN Valeriy	60.12	73.17	
4	LANG Simon	69.01	72.01	
5	LARSSON Alexander	x	71.79	
6	GONZÁLEZ Pablo	66.13	67.58	70.36
7	JONSSON Hilmar Örn	66.72	66.69	70.18
8	KOKKONEN Markus	66.90	x	69.37
9	PAINTER Michael	x	x	67.76
10	ERIKSSON Anders	x	61.97	65.84
11	VASILCHANKA Yury	64.50	x	x
12	POLESHKO Artem	x	58.24	61.17
13	MESTER László	x	x	61.17

INTERNET Service: www.european-athletics.org
Timing, Measurement & Data Service by 

printed at THU 18 JUL 2013 21:21

Page 19 of 39

Hammer Men (6 kg)
Qualification Group B
18 JUL 2013 / 12:15


Rank	Name	Nat	Date of Birth	Order	Result	
1	BALTACI Özkan	TUR	13 FEB 1994	10	71.36	Q
2	BORTOLATO Marco	ITA	11 FEB 1994	4	68.80	q
3	AUSTNES Jorgen Olsen	NOR	23 APR 1994	12	68.32	q
4	LAHTINEN Waltteri	FIN	3 MAR 1995	7	68.30	q
5	NOWICKI Sebastian	POL	26 AUG 1994	6	68.16	
6	REHEDA Serhiy	UKR	6 FEB 1994	11	68.04	
7	HORVÁTH Bálint	HUN	31 MAY 1995	1	67.62	
8	BROWN Callum	GBR	20 JUL 1994	8	66.45	
9	REMES Tommi	FIN	20 JAN 1994	5	65.15	
10	LITZELL Lowe	SWE	9 DEC 1994	3	64.31	
11	ARREAGA Kevin	ESP	23 OCT 1995	2	62.46	
	COMENENTIA Denzel	NED	25 NOV 1995	9	NM	

	1	2	3
1	BALTACI Özkan	x	71.36
2	BORTOLATO Marco	68.80	64.74
3	AUSTNES J	68.32	67.43
4	LAHTINEN Waltteri	x	67.91
5	NOWICKI Sebastian	65.51	68.16
6	REHEDA Serhiy	68.04	x
7	HORVÁTH Bálint	65.54	67.62
8	BROWN Callum	66.45	x
9	REMES Tommi	x	64.38
10	LITZELL Lowe	60.99	x
11	ARREAGA Kevin	x	x
	COMENENTIA Denzel	x	62.46

Qualified: qualifying perf. 70.00 (Q) or 12 best performers (q) advance to the Final

Javelin Men
Qualification
18 JUL 2013 / 18:15

Rank	Name	Nat	Date of Birth	Order	Result	
1	BOHDAN Maksym	UKR	27 FEB 1994	9	77.27	Q PB
2	WEBER Julian	GER	29 AUG 1994	9	77.02	Q
3	RIVASZ-TÓTH Norbert	HUN	6 MAY 1996	2	73.97	Q PB
4	KARVINEN Joni	FIN	7 FEB 1994	8	73.68	Q SB
5	KINNUNEN Jami	FIN	31 MAR 1995	1	71.60	Q PB
6	KOMAROV German	RUS	14 DEC 1994	4	71.26	Q
7	KUUSELA Toni	FIN	21 JAN 1994	6	70.85	Q
8	KUBEŠ Jan	CZE	19 JUN 1994	1	70.74	Q
9	ČAKŠS Gatis	LAT	13 JUN 1995	4	70.49	Q PB
10	OLESZCZUK Kacper	POL	15 MAY 1994	12	70.43	Q
11	WIELAND Lukas	SUI	24 JUL 1994	14	70.34	Q
12	BATZÁVALIS Paraskevás	GRE	25 NOV 1994	7	70.19	q
13	KUSHNIRUK Yuriy	UKR	6 DEC 1994	3	69.38	
14	MARDARI Adrian	MDA	20 JUN 1995	11	66.32	
15	PEARSON Benji	GBR	23 MAY 1994	11	66.23	
16	BAŠIĆ Bartul	CRO	24 AUG 1995	10	66.09	
17	SNIATKOWSKI Maciej	POL	28 APR 1994	7	65.22	
18	BRAICHUK Mikalai	BLR	8 DEC 1994	2	64.72	
19	GUDMUNDSSON Sindri	ISL	21 NOV 1995	13	64.43	
20	FIGLIOLINI Joseph	ITA	21 FEB 1994	3	64.12	PB
21	MATUSEVICIUS Edis	LTU	30 JUN 1996	8	63.84	
22	RUSU Raul	ROU	20 JUL 1995	12	63.56	
23	ZEMUNIK Roko	CRO	30 SEP 1995	5	63.17	
24	FRIDRIKSSON Gardar Johann	NOR	8 FEB 1994	13	62.82	
25	ARAGUES Héctor	ESP	4 JAN 1995	6	61.13	
26	KOSOK Markus	GER	29 APR 1994	5	59.03	
	KOGUT Bartosz	POL	6 MAY 1994	10	NM	

INTERNET Service: www.european-athletics.org
Timing, Measurement & Data Service by  OMEGA

printed at THU 18 JUL 2013 21:21

Page 20 of 39


Qualification (cont.)

Qualification		1	2	3
1	BOHDAN Maksym	77.27		
2	WEBER Julian	77.02		
3	RIVASZ-TÓTH N	73.97		
4	KARVINEN Joni	66.57	66.15	73.68
5	KINNUNEN Jami	71.60		
6	KOMAROV German	71.26		
7	KUUSELA Toni	70.85		
8	KUBEŠ Jan	66.29	70.74	
9	CAKŠS Gatis	68.42	x	70.49
10	OLESZCZUK Kacper	67.90	x	70.43
11	WIELAND Lukas	68.31	68.75	70.34
12	BATZÁVALIS P	70.19	65.39	65.11
13	KUSHNIRUK Yuriy	69.29	69.38	x
14	MARDARI Adrian	66.32	x	x
15	PEARSON Benji	x	65.11	66.23
16	BAŠIC Bartul	66.09	63.56	x
17	SNIATKOWSKI Maciej	60.97	x	65.22
18	BRAICHUK Mikalai	62.65	62.94	64.72
19	GUDMUNDSSON Sindri	x	64.43	x
20	FIGLIOLINI Joseph	64.12	x	59.03
21	MATUSEVICIUS Edis	62.02	63.84	63.72
22	RUSU Raul	63.56	x	62.83
23	ZEMUNIK Roko	61.23	x	63.17
24	FRIDRIKSSON G	61.91	62.82	x
25	ARAGUES Héctor	60.36	x	61.13
26	KOSOK Markus	58.83	57.04	59.03
	KOGUT Bartosz	x	x	x

Javelin Men
Qualification Group A
18 JUL 2013 / 18:15

Rank	Name	Nat	Date of Birth	Order	Result
1	WEBER Julian	GER	29 AUG 1994	9	77.02 Q
2	RIVASZ-TÓTH Norbert	HUN	6 MAY 1996	2	73.97 Q PB
3	KINNUNEN Jami	FIN	31 MAR 1995	1	71.60 Q PB
4	KUUSELA Toni	FIN	21 JAN 1994	6	70.85 Q
5	CAKŠS Gatis	LAT	13 JUN 1995	4	70.49 Q PB
6	BATZÁVALIS Paraskevás	GRE	25 NOV 1994	7	70.19 q
7	KUSHNIRUK Yuriy	UKR	6 DEC 1994	3	69.38
8	PEARSON Benji	GBR	23 MAY 1994	11	66.23
9	GUDMUNDSSON Sindri	ISL	21 NOV 1995	13	64.43
10	MATUSEVICIUS Edis	LTU	30 JUN 1996	8	63.84
11	RUSU Raul	ROU	20 JUL 1995	12	63.56
12	ZEMUNIK Roko	CRO	30 SEP 1995	5	63.17
	KOGUT Bartosz	POL	6 MAY 1994	10	NM

		1	2	3
1	WEBER Julian	77.02		
2	RIVASZ-TÓTH N	73.97		
3	KINNUNEN Jami	71.60		
4	KUUSELA Toni	70.85		
5	CAKŠS Gatis	68.42	x	70.49
6	BATZÁVALIS P	70.19	65.39	65.11
7	KUSHNIRUK Yuriy	69.29	69.38	x
8	PEARSON Benji	x	65.11	66.23
9	GUDMUNDSSON Sindri	x	64.43	x
10	MATUSEVICIUS Edis	62.02	63.84	63.72
11	RUSU Raul	63.56	x	62.83
12	ZEMUNIK Roko	61.23	x	63.17
	KOGUT Bartosz	x	x	x

INTERNET Service: www.european-athletics.org
Timing, Measurement & Data Service by 

printed at THU 18 JUL 2013 21:21

Page 21 of 39

Javelin Men
Qualification Group B
18 JUL 2013 / 19:30

Rank	Name	Nat	Date of Birth	Order	Result		
1	BOHDAN Maksym	UKR	27 FEB 1994	9	77.27	Q	PB
2	KARVINEN Joni	FIN	7 FEB 1994	8	73.68	Q	SB
3	KOMAROV German	RUS	14 DEC 1994	4	71.26	Q	
4	KUBEŠ Jan	CZE	19 JUN 1994	1	70.74	Q	
5	OLESZCZUK Kacper	POL	15 MAY 1994	12	70.43	Q	
6	WIELAND Lukas	SUI	24 JUL 1994	14	70.34	Q	
7	MARDARI Adrian	MDA	20 JUN 1995	11	66.32		
8	BAŠIĆ Bartul	CRO	24 AUG 1995	10	66.09		
9	SNIATKOWSKI Maciej	POL	28 APR 1994	7	65.22		
10	BRAICHUK Mikalai	BLR	8 DEC 1994	2	64.72		
11	FIGLIOLINI Joseph	ITA	21 FEB 1994	3	64.12		PB
12	FRIDRIKSSON Gardar Johann	NOR	8 FEB 1994	13	62.82		
13	ARAGUES Héctor	ESP	4 JAN 1995	6	61.13		
14	KOSOK Markus	GER	29 APR 1994	5	59.03		


	1	2	3
1	BOHDAN Maksym	77.27	
2	KARVINEN Joni	66.57	66.15
3	KOMAROV German	71.26	73.68
4	KUBEŠ Jan	66.29	70.74
5	OLESZCZUK Kacper	67.90	x
6	WIELAND Lukas	68.31	70.43
7	MARDARI Adrian	66.32	x
8	BAŠIĆ Bartul	66.09	x
9	SNIATKOWSKI Maciej	60.97	65.22
10	BRAICHUK Mikalai	62.65	64.72
11	FIGLIOLINI Joseph	64.12	59.03
12	FRIDRIKSSON G	61.91	x
13	ARAGUES Héctor	60.36	61.13
14	KOSOK Markus	58.83	59.03

Qualified: qualifying perf. 70.20 (Q) or 12 best performers (q) advance to the Final

100m Women
Round 1
18 JUL 2013 / 11:10

Rank	Name	Nat	Date of Birth	Lane	Result		
1	AKAKPO Stella	FRA	28 FEB 1994	6	11.26	Q	PB
2	PAPPS Sophie	GBR	6 OCT 1994	3	11.62	Q	
3	HEALY Phil	IRL	1 JAN 1994	3	11.63	Q	PB
4	BURGHARDT Alexandra	GER	28 APR 1994	4	11.66	Q	
5	SEIDLOVÁ Klára	CZE	10 MAR 1994	5	11.68	Q	PB
6	BECHTHOLD Johanna	GER	1 JAN 1997	4	11.71	Q	PB
7	DRAZEK Annika	GER	11 APR 1995	3	11.74	Q	PB
8	ANDREOU Paraskevi	CYP	15 JAN 1997	4	11.77	Q	PB
9	CERNOCHOVÁ Martina	CZE	24 FEB 1994	5	11.80	Q	SB
9	CORBUCCI Silvia	ITA	22 APR 1994	5	11.80	Q	
11	GALIMBERTI Sabrina	ITA	15 APR 1994	6	11.81	q	PB
12	NIKOLOVA Galina	BUL	22 JAN 1994	7	11.83	q	
13	CIBA Kamila	POL	29 MAR 1995	4	11.86	Q	PB
14	STREBEL Irina	SUI	13 FEB 1996	6	11.89	q	=PB
14	THURESON Milja	FIN	23 MAY 1994	2	11.89	q	PB
16	PALICKOVÁ Veronika	CZE	1 MAY 1997	3	11.90	Q	
17	LARA Cristina	ESP	5 AUG 1995	5	11.91		
18	MAPALAGAMA Savannah	AUT	18 OCT 1995	2	11.95		
19	CEDERKVIST Astrid	NOR	23 FEB 1994	2	11.96		SB
20	KHUBESERYAN Diana	ARM	5 MAY 1994	2	12.01		
21	KELLER Melanie	SUI	28 MAR 1994	6	12.03		
22	FITZ Rachel	MLT	4 MAY 1995	7	12.91		
23	SIRADZE Salome	GEO	7 NOV 1995	7	13.07		

INTERNET Service: www.european-athletics.org

Timing, Measurement & Data Service by  **OMEGA**

printed at THU 18 JUL 2013 21:21

Page 22 of 39

100m Women
Round 1 Heat 1/4
18 JUL 2013 / 11:10

Wind: +1.0 m/s

Rank	Name	Nat	Date of Birth	Lane	Reaction time	Result		
1	AKAKPO Stella	FRA	28 FEB 1994	6	0.184	11.26	Q	PB
2	DRAZEK Annika	GER	11 APR 1995	3	0.169	11.74	Q	PB
3	CIBA Kamila	POL	29 MAR 1995	4	0.176	11.86	Q	PB
4	LARA Cristina	ESP	5 AUG 1995	5	0.138	11.91		
5	MAPALAGAMA Savannah	AUT	18 OCT 1995	2	0.167	11.95		

100m Women
Round 1 Heat 2/4
18 JUL 2013 / 11:17

Wind: +1.3 m/s

Rank	Name	Nat	Date of Birth	Lane	Reaction time	Result		
1	HEALY Phil	IRL	1 JAN 1994	3	0.161	11.63	Q	PB
2	BURGHARDT Alexandra	GER	28 APR 1994	4	0.168	11.66	Q	
3	SEIDLOVÁ Klára	CZE	10 MAR 1994	5	0.168	11.68	Q	PB
4	STREBEL Irina	SUI	13 FEB 1996	6	0.169	11.89	q	=PB
4	THURESON Milja	FIN	23 MAY 1994	2	0.195	11.89	q	PB
6	SIRADZE Salome	GEO	7 NOV 1995	7	0.248	13.07		

100m Women
Round 1 Heat 3/4
18 JUL 2013 / 11:24

Wind: +0.5 m/s

Rank	Name	Nat	Date of Birth	Lane	Reaction time	Result		
1	PAPPS Sophie	GBR	6 OCT 1994	3	0.145	11.62	Q	
2	BECHTHOLD Johanna	GER	1 JAN 1997	4	0.171	11.71	Q	PB
3	CERNOCHOVÁ Martina	CZE	24 FEB 1994	5	0.165	11.80	Q	SB
4	GALIMBERTI Sabrina	ITA	15 APR 1994	6	0.176	11.81	q	PB
5	NIKOLOVA Galina	BUL	22 JAN 1994	7	0.162	11.83	q	
6	KHUBESERYAN Diana	ARM	5 MAY 1994	2	0.178	12.01		

100m Women
Round 1 Heat 4/4
18 JUL 2013 / 11:31

Wind: +1.1 m/s

Rank	Name	Nat	Date of Birth	Lane	Reaction time	Result		
1	ANDREOU Paraskevi	CYP	15 JAN 1997	4	0.167	11.77	Q	PB
2	CORBUCCI Silvia	ITA	22 APR 1994	5	0.162	11.80	Q	
3	PALICKOVÁ Veronika	CZE	1 MAY 1997	3	0.180	11.90	Q	
4	CEDERKVIST Astrid	NOR	23 FEB 1994	2	0.194	11.96		SB
5	KELLER Melanie	SUI	28 MAR 1994	6	0.186	12.03		
6	FITZ Rachel	MLT	4 MAY 1995	7	0.171	12.91		

Qualified: First 3 in each heat (Q) and 4 best performers (q) advance to the Semifinals

**100m Women
Semifinal**
18 JUL 2013 / 16:25

Rank	Name	Nat	Date of Birth	Lane	Result
1	AKAKPO Stella	FRA	28 FEB 1994	6	11.39 Q
2	PAPPS Sophie	GBR	6 OCT 1994	6	11.77 Q
3	SEIDLOVÁ Klára	CZE	10 MAR 1994	8	11.91 Q
4	HEALY Phil	IRL	1 JAN 1994	4	11.92 Q
5	CORBUCCI Silvia	ITA	22 APR 1994	5	11.97 Q
6	ANDREOU Paraskevi	CYP	15 JAN 1997	3	12.02 q
7	THURESON Milja	FIN	23 MAY 1994	1	12.04 q
8	BURGHARDT Alexandra	GER	28 APR 1994	4	12.07
9	STREBEL Irina	SUI	13 FEB 1996	2	12.07
10	DRAZEK Annika	GER	11 APR 1995	5	12.10 Q
11	PALICKOVÁ Veronika	CZE	1 MAY 1997	7	12.13
12	BECHTHOLD Johanna	GER	1 JAN 1997	3	12.15
13	NIKOLOVA Galina	BUL	22 JAN 1994	1	12.16
14	CERNOCHOVÁ Martina	CZE	24 FEB 1994	7	12.17
15	CIBA Kamila	POL	29 MAR 1995	8	12.24
16	GALIMBERTI Sabrina	ITA	15 APR 1994	2	12.32

**100m Women
Semifinal 1/2**
18 JUL 2013 / 16:25

Wind: -1.0 m/s

Rank	Name	Nat	Date of Birth	Lane	Reaction time	Result
1	AKAKPO Stella	FRA	28 FEB 1994	6	0.172	11.39 Q
2	SEIDLOVÁ Klára	CZE	10 MAR 1994	8	0.157	11.91 Q
3	CORBUCCI Silvia	ITA	22 APR 1994	5	0.155	11.97 Q
4	ANDREOU Paraskevi	CYP	15 JAN 1997	3	0.157	12.02 q
5	THURESON Milja	FIN	23 MAY 1994	1	0.182	12.04 q
6	BURGHARDT Alexandra	GER	28 APR 1994	4	0.170	12.07
7	STREBEL Irina	SUI	13 FEB 1996	2	0.166	12.07
8	PALICKOVÁ Veronika	CZE	1 MAY 1997	7	0.160	12.13

**100m Women
Semifinal 2/2**
18 JUL 2013 / 16:33

Wind: -0.9 m/s

Rank	Name	Nat	Date of Birth	Lane	Reaction time	Result
1	PAPPS Sophie	GBR	6 OCT 1994	6	0.147	11.77 Q
2	HEALY Phil	IRL	1 JAN 1994	4	0.174	11.92 Q
3	DRAZEK Annika	GER	11 APR 1995	5	0.194	12.10 Q
4	BECHTHOLD Johanna	GER	1 JAN 1997	3	0.190	12.15
5	NIKOLOVA Galina	BUL	22 JAN 1994	1	0.154	12.16
6	CERNOCHOVÁ Martina	CZE	24 FEB 1994	7	0.166	12.17
7	CIBA Kamila	POL	29 MAR 1995	8	0.178	12.24
8	GALIMBERTI Sabrina	ITA	15 APR 1994	2	0.197	12.32

Qualified: First 3 in each heat (Q) and 2 best performers (q) advance to the Final

Results Day 1
Heptathlon
200m
18 JUL 2013 / 18:20

Rank	Name	Nat	Date of Birth	Lane	Result	Points
1	MOKRÁŠOVÁ Lucia	SVK	27 MAR 1994	2	24.36	946 SB
2	VISSEER Nadine	NED	9 FEB 1995	5	24.53	930 PB
3	NASELLA Flavia	ITA	18 JUN 1994	6	24.57	927 PB
4	GUDMUNDSDÓTTIR Arna Stefania	ISL	1 SEP 1995	4	24.69	915 PB
5	LINDEMANS Marjolein	BEL	17 FEB 1994	7	24.74	911
6	CZÚTH Réka	HUN	27 JUN 1994	5	25.11	877
7	LINDE Sofia	SWE	12 JAN 1995	3	25.15	873
7	THIAM Nafissatou	BEL	19 AUG 1994	4	25.15	873
9	KRUCSAI Zsanett	HUN	10 APR 1995	3	25.33	857 PB
9	TORNHED Elin	SWE	1 JAN 1995	2	25.33	857
11	MULLER Lieke	NED	3 NOV 1994	3	25.41	850 PB
12	MARLICKA Marika	POL	27 JUL 1994	7	25.63	830 PB
13	SKOGSTRÖM Malin	SWE	1 JAN 1995	4	25.81	814 PB
14	GROENEWOLD Lara	GER	1 JAN 1997	6	25.88	808 PB
15	THORSAS Frida	NOR	31 JAN 1994	5	25.99	798
16	VITORINO Rafaela	POR	18 AUG 1995	2	26.06	792
17	MILAN Marion	FRA	5 JAN 1995	6	26.15	784 PB

Heptathlon
200m - Heat 1/3
18 JUL 2013 / 18:20

Wind: +0.1 m/s

Rank	Name	Nat	Date of Birth	Lane	Reaction time	Result	Points
1	CZÚTH Réka	HUN	27 JUN 1994	5	0.206	25.11	877
2	MULLER Lieke	NED	3 NOV 1994	3	0.222	25.41	850 PB
3	SKOGSTRÖM Malin	SWE	1 JAN 1995	4	0.170	25.81	814 PB
4	VITORINO Rafaela	POR	18 AUG 1995	2	0.182	26.06	792
5	MILAN Marion	FRA	5 JAN 1995	6	0.176	26.15	784 PB

Heptathlon
200m - Heat 2/3
18 JUL 2013 / 18:30

Wind: -0.8 m/s

Rank	Name	Nat	Date of Birth	Lane	Reaction time	Result	Points
1	GUDMUNDSDÓTTIR Arna Stefania	ISL	1 SEP 1995	4	0.162	24.69	915 PB
2	KRUCSAI Zsanett	HUN	10 APR 1995	3	0.150	25.33	857 PB
2	TORNHED Elin	SWE	1 JAN 1995	2	0.230	25.33	857
4	MARLICKA Marika	POL	27 JUL 1994	7	0.150	25.63	830 PB
5	GROENEWOLD Lara	GER	1 JAN 1997	6	0.167	25.88	808 PB
6	THORSAS Frida	NOR	31 JAN 1994	5	0.195	25.99	798

Heptathlon
200m - Heat 3/3
18 JUL 2013 / 18:40

Wind: -0.6 m/s

Rank	Name	Nat	Date of Birth	Lane	Reaction time	Result	Points
1	MOKRÁŠOVÁ Lucia	SVK	27 MAR 1994	2	0.160	24.36	946 SB
2	VISSEER Nadine	NED	9 FEB 1995	5	0.184	24.53	930 PB
3	NASELLA Flavia	ITA	18 JUN 1994	6	0.223	24.57	927 PB
4	LINDEMANS Marjolein	BEL	17 FEB 1994	7	0.169	24.74	911
5	LINDE Sofia	SWE	12 JAN 1995	3	0.179	25.15	873
5	THIAM Nafissatou	BEL	19 AUG 1994	4	0.178	25.15	873

Results Day 1
400m Women
Semifinal
18 JUL 2013 / 17:35

Rank	Name	Nat	Date of Birth	Lane	Result
1	RAZOR Bianca	ROU	8 AUG 1994	5	52.60 Q
2	WYCISZKIEWICZ Patrycja	POL	8 JAN 1994	7	52.61 Q
3	AZEVEDO Catia	POR	1 JAN 1994	5	52.76 Q NJR
4	RENZHINA Ekaterina	RUS	18 OCT 1994	2	53.13 Q
5	LATIŠEVA-CUDARE Gunta	LAT	9 MAR 1995	4	53.37 q NJR
6	GLOTOVA Yana	RUS	8 APR 1995	4	53.45 Q
7	MÜLLER Laura	GER	1 JAN 1995	5	53.49 Q PB
8	MORAUSKAITE Modesta	LTU	2 OCT 1995	2	53.88 q PB
9	CURYLO Malgorzata	POL	13 JAN 1994	3	53.90
10	HANSEN Frédérique	LUX	18 MAY 1994	7	54.05 NJR,NR
11	VITALE Ilenia	ITA	10 APR 1995	3	54.41 PB
12	JANOWICZ Adrianna	POL	16 APR 1995	8	54.44
12	SANANES Deborah	FRA	26 OCT 1995	7	54.44
14	KÉRI Bianka	HUN	19 APR 1994	2	54.53 SB
14	KLYMYUK Kateryna	UKR	2 JUN 1995	8	54.53
16	RALKO Oksana	UKR	1 FEB 1994	8	54.66
17	KOHLMANN Corinne	GER	1 JAN 1994	6	54.81
18	NAGELS Rani	BEL	30 MAR 1995	4	55.05
19	ASLANIDI Anastasia	RUS	14 OCT 1994	3	55.26
20	PASQUALE Lucia	ITA	4 JAN 1995	6	55.27
21	TKACHUK Viktoriya	UKR	8 NOV 1994	6	55.35

400m Women
Semifinal 1/3
18 JUL 2013 / 17:35

Rank	Name	Nat	Date of Birth	Lane	Reaction time	Result
1	RENZHINA Ekaterina	RUS	18 OCT 1994	2	0.169	53.13 Q
2	MÜLLER Laura	GER	1 JAN 1995	5	0.167	53.49 Q PB
3	CURYLO Malgorzata	POL	13 JAN 1994	3	0.155	53.90
4	SANANES Deborah	FRA	26 OCT 1995	7	0.279	54.44
5	KLYMYUK Kateryna	UKR	2 JUN 1995	8		54.53
6	NAGELS Rani	BEL	30 MAR 1995	4	0.233	55.05
7	PASQUALE Lucia	ITA	4 JAN 1995	6	0.205	55.27

400m Women
Semifinal 2/3
18 JUL 2013 / 17:41

Rank	Name	Nat	Date of Birth	Lane	Reaction time	Result
1	RAZOR Bianca	ROU	8 AUG 1994	5	0.194	52.60 Q
2	GLOTOVA Yana	RUS	8 APR 1995	4	0.230	53.45 Q
3	MORAUSKAITE Modesta	LTU	2 OCT 1995	2	0.188	53.88 q PB
4	HANSEN Frédérique	LUX	18 MAY 1994	7	0.208	54.05 NJR,NR
5	VITALE Ilenia	ITA	10 APR 1995	3	0.212	54.41 PB
6	JANOWICZ Adrianna	POL	16 APR 1995	8	0.207	54.44
7	TKACHUK Viktoriya	UKR	8 NOV 1994	6	0.227	55.35

**400m Women
Semifinal 3/3**
18 JUL 2013 / 17:47

Rank	Name	Nat	Date of Birth	Lane	Reaction time	Result
1	WYCISZKIEWICZ Patrycja	POL	8 JAN 1994	7	0.180	52.61 Q
2	AZEVEDO Catia	POR	1 JAN 1994	5	0.146	52.76 Q NJR
3	LATIŠEVA-CUDARE Gunta	LAT	9 MAR 1995	4	0.218	53.37 q NJR
4	KÉRI Bianka	HUN	19 APR 1994	2	0.251	54.53 SB
5	RALKO Oksana	UKR	1 FEB 1994	8	0.184	54.66
6	KOHLMANN Corinne	GER	1 JAN 1994	6	0.235	54.81
7	ASLANIDI Anastasia	RUS	14 OCT 1994	3	0.191	55.26

Qualified: First 2 in each heat (Q) and 2 best performers (q) advance to the Final

**800m Women
Semifinal**
18 JUL 2013 / 15:50

Rank	Name	Nat	Date of Birth	Lane	Result
1	HINRIKSDÓTTIR Anita	ISL	13 JAN 1996	2	2:02.61 Q
2	TROST Katharina	GER	1 JAN 1995	4	2:03.59 Q PB
3	SIDORSKA Olena	UKR	30 JUL 1994	5	2:04.50 Q
4	HERING Christina	GER	1 JAN 1994	6	2:05.02 Q
5	CROSSEY Aislinn	IRL	11 AUG 1995	7	2:05.50 q PB
6	VASILIEVA Vera	RUS	22 JUN 1994	7	2:05.85 q
7	SEXTIUS Emma	FRA	21 FEB 1994	2	2:06.70
8	ARIK Asli	TUR	1 FEB 1995	5	2:06.93 PB
9	BLEAKEN Loren	GBR	3 SEP 1995	3	2:07.43
10	GESS Christine	GER	17 APR 1994	5	2:07.92 Q
11	CLEIRIGH-BUTTNER Siofra	IRL	21 JUL 1995	7	2:08.34 Q
12	MÜLLER Livia	SUI	9 MAY 1995	4	2:08.65
13	NAUMOV Zoya	ESP	17 JUL 1995	6	2:08.94
14	FLOREA Maria Claudia	ROU	3 MAY 1995	4	2:10.85
15	MATTAGLIANO Joyce	ITA	3 MAY 1994	6	2:11.30
16	LINKEVICA Valerija	LAT	19 APR 1994	3	2:12.28
17	ÜNZIR Hatice	TUR	7 MAY 1995	3	2:14.79

**800m Women
Semifinal 1/3**
18 JUL 2013 / 15:50


Rank	Name	Nat	Date of Birth	Lane	Result
1	SIDORSKA Olena	UKR	30 JUL 1994	5	2:04.50 Q
2	HERING Christina	GER	1 JAN 1994	6	2:05.02 Q
3	VASILIEVA Vera	RUS	22 JUN 1994	7	2:05.85 q
4	SEXTIUS Emma	FRA	21 FEB 1994	2	2:06.70
5	MÜLLER Livia	SUI	9 MAY 1995	4	2:08.65
6	ÜNZIR Hatice	TUR	7 MAY 1995	3	2:14.79

Intermediate times: 400m 1:02.92 SIDORSKA Olena (UKR)
600m 1:34.30 SIDORSKA Olena (UKR)

**800m Women
Semifinal 2/3**
18 JUL 2013 / 15:58

Rank	Name	Nat	Date of Birth	Lane	Result
1	HINRIKSDÓTTIR Anita	ISL	13 JAN 1996	2	2:02.61 Q
2	TROST Katharina	GER	1 JAN 1995	4	2:03.59 Q PB
3	CROSSEY Aislinn	IRL	11 AUG 1995	7	2:05.50 q PB
4	ARIK Asli	TUR	1 FEB 1995	5	2:06.93 PB
5	BLEAKEN Loren	GBR	3 SEP 1995	3	2:07.43
6	MATTAGLIANO Joyce	ITA	3 MAY 1994	6	2:11.30

INTERNET Service: www.european-athletics.org

Timing, Measurement & Data Service by  OMEGA

printed at THU 18 JUL 2013 21:21

Page 27 of 39

Semifinal 2/3 (cont.)

Intermediate times: 400m 57.81 HINRIKSDÓTTIR Anita (ISL)
 600m 1:28.60 HINRIKSDÓTTIR Anita (ISL)

800m Women
Semifinal 3/3
18 JUL 2013 / 16:06

Rank	Name	Nat	Date of Birth	Lane	Result
1	GESS Christine	GER	17 APR 1994	5	2:07.92 Q
2	CLEIRIGH-BUTTNER Siofra	IRL	21 JUL 1995	7	2:08.34 Q
3	NAUMOV Zoya	ESP	17 JUL 1995	6	2:08.94
4	FLOREA Maria Claudia	ROU	3 MAY 1995	4	2:10.85
5	LINKEVICA Valerija	LAT	19 APR 1994	3	2:12.28

Intermediate times: 400m 1:05.89 GESS Christine (GER)
 600m 1:38.53 GESS Christine (GER)

Qualified: First 2 in each heat (Q) and 2 best performers (q) advance to the Final

Heptathlon
100m Hurdles
18 JUL 2013 / 10:40

Rank	Name	Nat	Date of Birth	Lane	Result	Points
1	VISSER Nadine	NED	9 FEB 1995	6	13.21	1093 NJR
2	LINDEMANS Marjolein	BEL	17 FEB 1994	2	13.45	1058 PB
3	LINDE Sofia	SWE	12 JAN 1995	5	13.68	1024 PB
4	THIAM Nafissatou	BEL	19 AUG 1994	7	13.87	997 PB
5	MOKRÁŠOVÁ Lucia	SVK	27 MAR 1994	3	13.96	984
6	GUDMUNDSDÓTTIR Arna Stefania	ISL	1 SEP 1995	2	14.14	959 NJR
7	KRUCSAI Zsanett	HUN	10 APR 1995	6	14.19	952 PB
7	SKOGSTRÖM Malin	SWE	1 JAN 1995	7	14.19	952 PB
9	CZÚTH Réka	HUN	27 JUN 1994	6	14.33	932
10	VITORINO Rafaela	POR	18 AUG 1995	4	14.36	928 PB
11	MARLICKA Marika	POL	27 JUL 1994	4	14.40	923
12	THORSAS Frida	NOR	31 JAN 1994	3	14.52	906
13	MULLER Lieke	NED	3 NOV 1994	5	14.66	887 PB
13	NASELLA Flavia	ITA	18 JUN 1994	3	14.66	887 PB
15	GROENEWOLD Lara	GER	1 JAN 1997	5	15.07	832 PB
16	MILAN Marion	FRA	5 JAN 1995	4	15.12	826
17	TORNHED Elin	SWE	1 JAN 1995	2	15.16	821

Heptathlon
100m Hurdles - Heat 1/3
18 JUL 2013 / 10:40

Wind: -0.5 m/s

Rank	Name	Nat	Date of Birth	Lane	Reaction time	Result	Points
1	CZÚTH Réka	HUN	27 JUN 1994	6	0.213	14.33	932
2	NASELLA Flavia	ITA	18 JUN 1994	3	0.242	14.66	887 PB
3	GROENEWOLD Lara	GER	1 JAN 1997	5	0.180	15.07	832 PB
4	MILAN Marion	FRA	5 JAN 1995	4	0.254	15.12	826
5	TORNHED Elin	SWE	1 JAN 1995	2	0.230	15.16	821

Heptathlon
100m Hurdles - Heat 2/3
18 JUL 2013 / 10:48

Wind: +1.2 m/s

Rank	Name	Nat	Date of Birth	Lane	Reaction time	Result	Points
1	THIAM Nafissatou	BEL	19 AUG 1994	7	0.168	13.87	997 PB
2	GUDMUNDSDÓTTIR Arna Stefania	ISL	1 SEP 1995	2	0.178	14.14	959 PB
3	KRUCSAI Zsanett	HUN	10 APR 1995	6	0.153	14.19	952 PB
4	VITORINO Rafaela	POR	18 AUG 1995	4	0.170	14.36	928 PB
5	THORSAS Frida	NOR	31 JAN 1994	3	0.213	14.52	906
6	MULLER Lieke	NED	3 NOV 1994	5	0.182	14.66	887 PB

Heptathlon
100m Hurdles - Heat 3/3
18 JUL 2013 / 10:56

Wind: +1.5 m/s

Rank	Name	Nat	Date of Birth	Lane	Reaction time	Result	Points
1	VISSER Nadine	NED	9 FEB 1995	6	0.184	13.21	1093 NJR
2	LINDEMANS Marjolein	BEL	17 FEB 1994	2	0.162	13.45	1058 PB
3	LINDE Sofia	SWE	12 JAN 1995	5	0.169	13.68	1024 PB
4	MOKRÁŠOVÁ Lucia	SVK	27 MAR 1994	3	0.167	13.96	984
5	SKOGSTRÖM Malin	SWE	1 JAN 1995	7	0.212	14.19	952 PB
6	MARLICKA Marika	POL	27 JUL 1994	4	0.159	14.40	923

3000m Steeplechase Women
Semifinal
18 JUL 2013 / 19:25

Rank	Name	Nat	Date of Birth	Order	Result	
1	LARSSON Maria	SWE	24 MAR 1994	6	9:56.90	Q
2	KETTUNEN Oona	FIN	10 FEB 1994	8	10:05.83	Q
3	MIŠMAŠ Marusa	SLO	24 NOV 1994	9	10:05.84	Q
4	NEALE Amy-Eloise	GBR	5 AUG 1995	10	10:13.74	Q PB
5	REHBERG Maya	GER	28 APR 1994	12	10:15.67	Q
6	MÅRTENSSON Heidi	NOR	16 MAR 1995	2	10:16.32	Q PB
7	DRAHOTOVÁ Anezka	CZE	22 JUL 1995	1	10:20.17	Q
8	KALYUZHNA Viktoriya	UKR	11 JUL 1994	6	10:20.37	q PB
9	INGLE Katie	GBR	4 MAR 1995	10	10:20.67	Q PB
10	FEDOROVA Nadezhda	RUS	30 AUG 1994	1	10:22.24	q
11	LOGHIN Dana Elena	ROU	23 OCT 1994	3	10:24.79	q
12	HUKKA Minttu	FIN	31 MAR 1995	9	10:27.40	q =PB
13	ALMEIDA Diana	POR	18 SEP 1994	8	10:28.04	NJR
14	ODUIOU Emma	FRA	2 OCT 1995	4	10:30.51	NJR
15	SCHULZ Johanna	GER	25 SEP 1994	12	10:42.64	
16	MATOS Jessica	POR	15 APR 1994	5	10:45.07	
17	HYYPÄ Emma	FIN	7 MAY 1995	3	10:45.93	PB
18	GAWLOWSKA Daria	POL	25 APR 1995	4	10:46.55	
19	QUILEZ Ana	ESP	13 APR 1994	11	10:53.89	
20	MILLONIG Julia	AUT	21 NOV 1995	7	10:54.71	
21	KONIECZEK Alicja	POL	2 NOV 1994	5	10:59.80	
22	BOZIC Kristina	CRO	13 MAY 1996	13	11:06.60	
23	SCHNEUWLY Miriam	SUI	1 JAN 1994	7	11:12.22	
24	SARI Sahsenem	TUR	1 NOV 1994	2	11:13.33	
25	HRELEC Nikolina	CRO	21 MAR 1994	11	11:24.88	

3000m Steeplechase Women
Semifinal 1/2
18 JUL 2013 / 19:25

Rank	Name	Nat	Date of Birth	Order	Result	
1	KETTUNEN Oona	FIN	10 FEB 1994	8	10:05.83	Q
2	MIŠMAŠ Marusa	SLO	24 NOV 1994	9	10:05.84	Q
3	NEALE Amy-Eloise	GBR	5 AUG 1995	10	10:13.74	Q PB
4	MÅRTENSSON Heidi	NOR	16 MAR 1995	2	10:16.32	Q PB
5	KALYUZHNA Viktoriya	UKR	11 JUL 1994	6	10:20.37	q PB
6	FEDOROVA Nadezhda	RUS	30 AUG 1994	1	10:22.24	q
7	SCHULZ Johanna	GER	25 SEP 1994	12	10:42.64	
8	MATOS Jessica	POR	15 APR 1994	5	10:45.07	
9	HYYPÄ Emma	FIN	7 MAY 1995	3	10:45.93	PB
10	GAWLOWSKA Daria	POL	25 APR 1995	4	10:46.55	
11	SCHNEUWLY Miriam	SUI	1 JAN 1994	7	11:12.22	
12	HRELEC Nikolina	CRO	21 MAR 1994	11	11:24.88	

Intermediate times: 1000m 3:19.83 KETTUNEN Oona (FIN)
 2000m 6:42.09 KETTUNEN Oona (FIN)

3000m Steeplechase Women
Semifinal 2/2
18 JUL 2013 / 19:40

Rank	Name	Nat	Date of Birth	Order	Result	
1	LARSSON Maria	SWE	24 MAR 1994	6	9:56.90	Q
2	REHBERG Maya	GER	28 APR 1994	12	10:15.67	Q
3	DRAHOTOVÁ Anezka	CZE	22 JUL 1995	1	10:20.17	Q
4	INGLE Katie	GBR	4 MAR 1995	10	10:20.67	Q PB
5	LOGHIN Dana Elena	ROU	23 OCT 1994	3	10:24.79	q
6	HUKKA Minttu	FIN	31 MAR 1995	9	10:27.40	q =PB
7	ALMEIDA Diana	POR	18 SEP 1994	8	10:28.04	NJR
8	ODUIOU Emma	FRA	2 OCT 1995	4	10:30.51	NJR
9	QUILEZ Ana	ESP	13 APR 1994	11	10:53.89	
10	MILLONIG Julia	AUT	21 NOV 1995	7	10:54.71	
11	KONIECZEK Alicja	POL	2 NOV 1994	5	10:59.80	
12	BOZIC Kristina	CRO	13 MAY 1996	13	11:06.60	
13	SARI Sahsenem	TUR	1 NOV 1994	2	11:13.33	

Intermediate times: 1000m 3:12.14 LARSSON Maria (SWE)
 2000m 6:33.34 LARSSON Maria (SWE)

Qualified: First 4 in each heat (Q) and 4 best performers (q) advance to the Final

Results Day 1
**Heptathlon
High Jump**
18 JUL 2013 / 11:45


Rank	Name	Nat	Date of Birth	Order	Result	Points
1	THIAM Nafissatou	BEL	19 AUG 1994	7	1.89	1093
2	LINDEMANS Marjolein	BEL	17 FEB 1994	9	1.83	1016 SB
3	LINDE Sofia	SWE	12 JAN 1995	1	1.80	978 PB
4	VITORINO Rafaela	POR	18 AUG 1995	6	1.77	941 PB
5	TORNHED Elin	SWE	1 JAN 1995	8	1.77	941
6	VISSER Nadine	NED	9 FEB 1995	6	1.77	941 PB
7	CZÚTH Réka	HUN	27 JUN 1994	5	1.71	867
7	GROENEWOLD Lara	GER	1 JAN 1997	4	1.71	867
9	GUDMUNDSDÓTTIR Arna Stefania	ISL	1 SEP 1995	8	1.71	867 PB
9	MULLER Lieke	NED	3 NOV 1994	3	1.71	867 PB
11	MOKRÁŠOVÁ Lucia	SVK	27 MAR 1994	5	1.68	830
12	SKOGSTRÖM Malin	SWE	1 JAN 1995	3	1.68	830
13	MILAN Marion	FRA	5 JAN 1995	7	1.68	830 PB
14	NASELLA Flavia	ITA	18 JUN 1994	2	1.68	830 PB
15	MARLICKA Marika	POL	27 JUL 1994	4	1.65	795
16	KRUCSAI Zsanett	HUN	10 APR 1995	2	1.62	759
17	THORSAS Frida	NOR	31 JAN 1994	1	1.59	724

	1.50	1.53	1.56	1.59	1.62	1.65	1.68	1.71	1.74	1.77	1.80	1.83	1.86	1.89	1.92
1	THIAM Nafissatou	-	-	-	-	-	-	o	o	xo	o	xo	xo	xo	xxx
2	LINDEMANS M	-	-	-	-	-	-	o	o	xo	o	xxx	xxx		
3	LINDE Sofia	-	-	-	-	-	o	o	xo	xxo	xo	xxx			
4	VITORINO Rafaela	-	-	o	o	o	o	o	xxo	o	xxx				
5	TORNHED Elin	-	-	-	o	o	o	o	o	xxo	xxx				
6	VISSER Nadine	-	-	-	o	o	xo	xo	o	xxo	xxx				
7	CZÚTH Réka	-	-	-	-	-	o	o	o	xxx					
7	GROENEWOLD Lara	o	o	o	o	o	o	o	xxx						
9	GUDMUNDSDÓTTIR A	-	-	-	-	o	o	xo	o	xxx					
9	MULLER Lieke	-	-	-	-	o	o	xo	o	xxx					
11	MOKRÁŠOVÁ Lucia	-	-	-	-	o	xo	o	xxx						
12	SKOGSTRÖM Malin	-	-	o	o	o	xxo	o	xxx						
13	MILAN Marion	-	o	xo	o	xxo	o	xo	xxx						
14	NASELLA Flavia	-	-	o	o	xo	o	xxo	xxx						
15	MARLICKA Marika	xxo	o	o	xo	o	o	xxx							
16	KRUCSAI Zsanett	-	-	-	o	o	xxx								
17	THORSAS Frida	-	-	o	o	xxx									

Heptathlon
High Jump - Group A
18 JUL 2013 / 11:45

Rank	Name	Nat	Date of Birth	Order	Result	Points
1	VISSER Nadine	NED	9 FEB 1995	6	1.77	941 PB
2	CZÚTH Réka	HUN	27 JUN 1994	5	1.71	867
3	GUDMUNDSDÓTTIR Arna Stefania	ISL	1 SEP 1995	8	1.71	867 PB
4	SKOGSTRÖM Malin	SWE	1 JAN 1995	3	1.68	830
5	MILAN Marion	FRA	5 JAN 1995	7	1.68	830 PB
6	NASELLA Flavia	ITA	18 JUN 1994	2	1.68	830 PB
7	MARLICKA Marika	POL	27 JUL 1994	4	1.65	795
8	THORSAS Frida	NOR	31 JAN 1994	1	1.59	724

	1.50	1.53	1.56	1.59	1.62	1.65	1.68	1.71	1.74	1.77	1.80
1	VISSER Nadine	-	-	-	o	o	xo	xo	o	o	xxx
2	CZÚTH Réka	-	-	-	-	-	o	o	o	xxx	xxx
3	GUDMUNDSDÓTTIR A	-	-	-	-	o	o	xo	o	xxx	
4	SKOGSTRÖM Malin	-	-	o	o	o	xxo	o	xxx		
5	MILAN Marion	-	o	xo	o	xxo	o	xo	xxx		
6	NASELLA Flavia	-	-	o	o	xo	o	xxo	xxx		
7	MARLICKA Marika	xxo	o	o	xo	o	o	xxx			
8	THORSAS Frida	-	-	o	o	xxx					

INTERNET Service: www.european-athletics.org
Timing, Measurement & Data Service by  OMEGA

printed at THU 18 JUL 2013 21:21

Page 31 of 39

Results Day 1
Heptathlon
High Jump - Group B
18 JUL 2013 / 11:45

Rank	Name	Nat	Date of Birth	Order	Result	Points
1	THIAM Nafissatou	BEL	19 AUG 1994	7	1.89	1093
2	LINDEMANS Marjolein	BEL	17 FEB 1994	9	1.83	1016 SB
3	LINDE Sofia	SWE	12 JAN 1995	1	1.80	978 PB
4	VITORINO Rafaela	POR	18 AUG 1995	6	1.77	941 PB
5	TORNHED Elin	SWE	1 JAN 1995	8	1.77	941
6	GROENEWOLD Lara	GER	1 JAN 1997	4	1.71	867
7	MULLER Lieke	NED	3 NOV 1994	3	1.71	867 PB
8	MOKRÁŠOVÁ Lucia	SVK	27 MAR 1994	5	1.68	830
9	KRUCSAI Zsanett	HUN	10 APR 1995	2	1.62	759

	1.50	1.53	1.56	1.59	1.62	1.65	1.68	1.71	1.74	1.77	1.80	1.83	1.86	1.89	1.92
1	THIAM Nafissatou	-	-	-	-	-	-	0	0	XO	0	XO	XO	XO	XXX
2	LINDEMANS M	-	-	-	-	0	0	0	XO	XO	0	XXO	XXX		
3	LINDE Sofia	-	-	-	-	0	0	0	XO	XO	XO	XXX			
4	VITORINO Rafaela	-	-	-	0	0	0	0	XXO	0	XXX				
5	TORNHED Elin	-	-	-	0	0	0	0	0	XXO	XXX				
6	GROENEWOLD Lara	0	0	0	0	0	0	0	XXX						
7	MULLER Lieke	-	-	-	-	0	0	XO	0	XXX					
8	MOKRÁŠOVÁ Lucia	-	-	-	-	0	XO	0	XXX						
9	KRUCSAI Zsanett	-	-	-	0	0	XXX								

Triple Jump Women
Qualification
18 JUL 2013 / 19:15

Rank	Name	Nat	Date of Birth	Order	Result
1	JOHNSON Lynn	SWE	16 MAR 1994	9	13.13 Q
2	PELETEIRO Ana	ESP	2 DEC 1995	8	13.12 Q SB
3	PANTUROIU Elena Andreea	ROU	24 FEB 1995	4	13.11 Q
4	DIALLO Rouguy	FRA	5 FEB 1995	6	13.05 Q
5	MARINCU Florentina	ROU	8 APR 1996	9	13.04 Q
6	CESTONARO Ottavia	ITA	12 JAN 1995	1	13.01 Q
7	SARIYEVA Yekaterina	AZE	18 DEC 1995	5	13.00 Q SB
8	LEFCENCO Andreea Simona	ROU	10 MAY 1995	7	12.98 q
9	NIDBAIKINA Dariya	RUS	26 DEC 1994	2	12.92 q
10	KRASUTSKA Hanna	UKR	20 JUL 1995	5	12.89 q
11	SADOHINA Viktoriya	RUS	18 JUL 1994	8	12.88 q
12	BOVANKO Vasylyna	UKR	11 DEC 1994	2	12.88 q
13	SIDIBE Fatimatou	FRA	24 MAY 1994	4	12.80
14	BOROVIC Paola	CRO	26 JUN 1995	3	12.74
15	GALLE Sokhna	FRA	23 APR 1994	7	12.67
16	LANCIANO Francesca	ITA	3 APR 1994	1	12.61
17	RAMOS Ariadna	ESP	5 JAN 1994	10	12.59
18	BANOVICOVÁ Monika	SVK	28 AUG 1995	6	12.57
19	ISSA Daisy	BUL	14 APR 1996	3	12.26

Qualification (cont.)

Qualification		1		2		3	
1	JOHNSON Lynn	x	(-1.1)	13.13	(-1.0)		
2	PELETEIRO Ana	13.12	(-1.6)				
3	PANTUROIU E	13.11	(-0.8)				
4	DIALLO Rouguy	13.05	(-0.9)				
5	MARINCU Florentina	x	(-0.4)	12.89	(-1.4)	13.04	(-0.4)
6	CESTONARO Ottavia	12.52	(-0.7)	12.71	(-0.5)	13.01	(-0.4)
7	SARIYEVA Y	13.00	(-0.6)				
8	LEFCENCO A	x	(-1.6)	12.59	(-0.9)	12.98	(-0.2)
9	NIDBAIKINA Dariya	12.92	(-1.4)	12.71	(-0.9)	12.35	(-0.6)
10	KRASUTSKA Hanna	12.58	(-1.9)	12.83	(-0.9)	12.89	(-0.8)
11	SADOHINA Viktoriya	12.88	(-0.4)	x	(-0.7)	12.88	(-1.0)
12	BOVANKO Vasylyna	12.88	(-1.2)	12.81	(-0.9)	x	(-0.9)
13	SIDIBE Fatimatou	12.66	(-0.9)	12.80	(-0.7)	x	(0.0)
14	BOROVIC Paola	12.74	(-0.7)	12.73	(-0.4)	12.51	(-1.1)
15	GALLE Sokhna	12.67	(-0.9)	11.65	(-0.9)	12.28	(-0.9)
16	LANCIANO Francesca	12.33	(-1.1)	12.61	(-1.1)	x	(0.0)
17	RAMOS Ariadna	12.42	(-1.1)	12.37	(-0.9)	12.59	(-2.0)
18	BANOVICOVÁ Monika	11.95	(-0.5)	12.23	(-0.3)	12.57	(-0.9)
19	ISSA Daisy	x	(-0.8)	12.26	(-1.0)	12.14	(-0.9)

Triple Jump Women
Qualification Group A
18 JUL 2013 / 19:15

Rank	Name	Nat	Date of Birth	Order	Result	
1	JOHNSON Lynn	SWE	16 MAR 1994	9	13.13	Q
2	DIALLO Rouguy	FRA	5 FEB 1995	6	13.05	Q
3	CESTONARO Ottavia	ITA	12 JAN 1995	1	13.01	Q
4	SARIYEVA Yekaterina	AZE	18 DEC 1995	5	13.00	Q SB
5	LEFCENCO Andreea Simona	ROU	10 MAY 1995	7	12.98	q
7	BOVANKO Vasylyna	UKR	11 DEC 1994	2	12.88	q
7	SADOHINA Viktoriya	RUS	18 JUL 1994	8	12.88	q
8	SIDIBE Fatimatou	FRA	24 MAY 1994	4	12.80	
9	RAMOS Ariadna	ESP	5 JAN 1994	10	12.59	
10	ISSA Daisy	BUL	14 APR 1996	3	12.26	

		1		2		3	
1	JOHNSON Lynn	x	(-1.1)	13.13	(-1.0)		
2	DIALLO Rouguy	13.05	(-0.9)				
3	CESTONARO Ottavia	12.52	(-0.7)	12.71	(-0.5)	13.01	(-0.4)
4	SARIYEVA Y	13.00	(-0.6)				
5	LEFCENCO A	x	(-1.6)	12.59	(-0.9)	12.98	(-0.2)
7	BOVANKO Vasylyna	12.88	(-1.2)	12.81	(-0.9)	x	(-0.9)
7	SADOHINA Viktoriya	12.88	(-0.4)	x	(-0.7)	12.88	(-1.0)
8	SIDIBE Fatimatou	12.66	(-0.9)	12.80	(-0.7)	x	(0.0)
9	RAMOS Ariadna	12.42	(-1.1)	12.37	(-0.9)	12.59	(-2.0)
10	ISSA Daisy	x	(-0.8)	12.26	(-1.0)	12.14	(-0.9)

Triple Jump Women
Qualification Group B
18 JUL 2013 / 19:15

Rank	Name	Nat	Date of Birth	Order	Result	
1	PELETEIRO Ana	ESP	2 DEC 1995	8	13.12	Q SB
2	PANTUROIU Elena Andreea	ROU	24 FEB 1995	4	13.11	Q
3	MARINCU Florentina	ROU	8 APR 1996	9	13.04	Q
4	NIDBAIKINA Dariya	RUS	26 DEC 1994	2	12.92	q
5	KRASUTSKA Hanna	UKR	20 JUL 1995	5	12.89	q
6	BOROVIC Paola	CRO	26 JUN 1995	3	12.74	
7	GALLE Sokhna	FRA	23 APR 1994	7	12.67	
8	LANCIANO Francesca	ITA	3 APR 1994	1	12.61	
9	BANOVICOVÁ Monika	SVK	28 AUG 1995	6	12.57	

Qualification Group B (cont.)

Qualification Group B		1	2	3
1	PELETEIRO Ana	13.12 (-1.6)		
2	PANTUROIU E	13.11 (-0.8)		
3	MARINCU Florentina	x (-0.4)	12.89 (-1.4)	13.04 (-0.4)
4	NIDBAIKINA Dariya	12.92 (-1.4)	12.71 (-0.9)	12.35 (-0.6)
5	KRASUTSKA Hanna	12.58 (-1.9)	12.83 (-0.9)	12.89 (-0.8)
6	BOROVIC Paola	12.74 (-0.7)	12.73 (-0.4)	12.51 (-1.1)
7	GALLE Sokhna	12.67 (-0.9)	11.65 (-0.9)	12.28 (-0.9)
8	LANCIANO Francesca	12.33 (-1.1)	12.61 (-1.1)	x (0.0)
9	BANOVICOVÁ Monika	11.95 (-0.5)	12.23 (-0.3)	12.57 (-0.9)

Qualified: qualifying perf. 13.00 (Q) or 12 best performers (q) advance to the Final

Heptathlon
Shot Put
18 JUL 2013 / 15:35


Rank	Name	Nat	Date of Birth	Order	Result	Points
1	LINDE Sofia	SWE	12 JAN 1995	6	14.46	825 PB
2	THIAM Nafissatou	BEL	19 AUG 1994	2	14.26	811 PB
3	MULLER Lieke	NED	3 NOV 1994	9	13.12	735
4	VISSER Nadine	NED	9 FEB 1995	1	12.58	700 PB
5	THORSAS Frida	NOR	31 JAN 1994	7	12.01	662
6	MOKRÁŠOVÁ Lucia	SVK	27 MAR 1994	8	11.79	647
7	MILAN Marion	FRA	5 JAN 1995	3	11.75	645 PB
8	SKOGSTRÖM Malin	SWE	1 JAN 1995	4	11.23	610 PB
9	GROENEWOLD Lara	GER	1 JAN 1997	5	11.15	605
10	MARLICKA Marika	POL	27 JUL 1994	4	10.70	575
11	VITORINO Rafaela	POR	18 AUG 1995	6	10.64	571
12	LINDEMANS Marjolein	BEL	17 FEB 1994	5	10.38	554
13	KRUCSAI Zsanett	HUN	10 APR 1995	1	10.30	549 PB
14	NASELLA Flavia	ITA	18 JUN 1994	2	9.98	528
15	TORNHED Elin	SWE	1 JAN 1995	8	9.91	524
16	GUDMUNDSDÓTTIR Arna Stefania	ISL	1 SEP 1995	7	9.89	522
17	CZÚTH Réka	HUN	27 JUN 1994	3	9.34	486

	1	2	3	
1	LINDE Sofia	13.89	x	14.46
2	THIAM Nafissatou	x	x	14.26
3	MULLER Lieke	13.07	12.61	13.12
4	VISSER Nadine	11.55	12.25	12.58
5	THORSAS Frida	11.71	12.01	11.72
6	MOKRÁŠOVÁ Lucia	11.29	11.67	11.79
7	MILAN Marion	11.75	11.10	11.10
8	SKOGSTRÖM Malin	11.01	11.23	10.62
9	GROENEWOLD Lara	10.43	10.78	11.15
10	MARLICKA Marika	10.27	10.70	10.49
11	VITORINO Rafaela	10.24	10.64	10.52
12	LINDEMANS M	10.34	10.38	x
13	KRUCSAI Zsanett	10.22	10.30	10.17
14	NASELLA Flavia	9.62	9.49	9.98
15	TORNHED Elin	9.36	9.73	9.91
16	GUDMUNDSDÓTTIR A	9.89	9.58	9.42
17	CZÚTH Réka	8.37	9.34	9.02

Heptathlon
Shot Put - Group A
18 JUL 2013 / 15:35

Rank	Name	Nat	Date of Birth	Order	Result	Points
1	MARLICKA Marika	POL	27 JUL 1994	4	10.70	575
2	VITORINO Rafaela	POR	18 AUG 1995	6	10.64	571
3	LINDEMANS Marjolein	BEL	17 FEB 1994	5	10.38	554
4	KRUCSAI Zsanett	HUN	10 APR 1995	1	10.30	549 PB
5	NASELLA Flavia	ITA	18 JUN 1994	2	9.98	528
6	TORNHED Elin	SWE	1 JAN 1995	8	9.91	524
7	GUDMUNDSDÓTTIR Arna Stefania	ISL	1 SEP 1995	7	9.89	522
8	CZÚTH Réka	HUN	27 JUN 1994	3	9.34	486

INTERNET Service: www.european-athletics.org

Timing, Measurement & Data Service by  OMEGA

printed at THU 18 JUL 2013 21:21

Page 34 of 39

Results Day 1
Shot Put - Group A (cont.)

Shot Put - Group A		1	2	3
1	MARLICKA Marika	10.27	10.70	10.49
2	VITORINO Rafaela	10.24	10.64	10.52
3	LINDEMANS M	10.34	10.38	x
4	KRUCSAI Zsanett	10.22	10.30	10.17
5	NASELLA Flavia	9.62	9.49	9.98
6	TORNHED Elin	9.36	9.73	9.91
7	GUDMUNDSDÓTTIR A	9.89	9.58	9.42
8	CZÚTH Réka	8.37	9.34	9.02

Heptathlon
Shot Put - Group B
18 JUL 2013 / 15:35

Rank	Name	Nat	Date of Birth	Order	Result	Points
1	LINDE Sofia	SWE	12 JAN 1995	6	14.46	825 PB
2	THIAM Nafissatou	BEL	19 AUG 1994	2	14.26	811 PB
3	MULLER Lieke	NED	3 NOV 1994	9	13.12	735
4	VISSER Nadine	NED	9 FEB 1995	1	12.58	700 PB
5	THORSAS Frida	NOR	31 JAN 1994	7	12.01	662
6	MOKRÁŠOVÁ Lucia	SVK	27 MAR 1994	8	11.79	647
7	MILAN Marion	FRA	5 JAN 1995	3	11.75	645 PB
8	SKOGSTRÖM Malin	SWE	1 JAN 1995	4	11.23	610 PB
9	GROENEWOLD Lara	GER	1 JAN 1997	5	11.15	605

		1	2	3
1	LINDE Sofia	13.89	x	14.46
2	THIAM Nafissatou	x	x	14.26
3	MULLER Lieke	13.07	12.61	13.12
4	VISSER Nadine	11.55	12.25	12.58
5	THORSAS Frida	11.71	12.01	11.72
6	MOKRÁŠOVÁ Lucia	11.29	11.67	11.79
7	MILAN Marion	11.75	11.10	11.10
8	SKOGSTRÖM Malin	11.01	11.23	10.62
9	GROENEWOLD Lara	10.43	10.78	11.15

Results Day 1

Discus Women


Qualification

18 JUL 2013 / 15:30

Rank	Name	Nat	Date of Birth	Order	Result	
1	MAKUL Karolina	POL	23 AUG 1994	8	51.79	Q
2	SHIROBOKOVA Natalya	RUS	18 JAN 1994	7	49.62	Q
3	TOIMIL Belén	ESP	5 MAY 1994	9	49.17	Q
4	URBANIAK Katinka	GER	30 MAY 1994	7	48.74	q
5	ZARANKAITÉ Ieva	LTU	23 NOV 1994	10	48.45	q
6	YURYEVA Tetyana	UKR	21 JAN 1995	4	48.18	q
7	KINTANA June	ESP	12 APR 1995	5	47.80	q
8	MÜLLER Rebecca Katharina	GER	21 FEB 1994	13	47.75	q
9	LJUNGBERG Emma	SWE	23 JAN 1994	13	47.53	q
10	BASILE Maria Antonietta	ITA	23 JUL 1994	12	47.13	q
11	NYKYTA Kateryna	UKR	3 NOV 1994	9	47.05	q
12	DUQUEMIN Shandine	GBR	4 NOV 1994	5	46.97	q
13	SIPPONEN Salla	FIN	13 MAR 1995	4	46.40	
14	NYGÅRDS Isabelle	FIN	10 JUN 1994	2	45.21	
15	SURDU Dumitriana	MDA	19 APR 1994	14	45.00	PB
16	HARTWIG Julie	GER	1 JAN 1994	1	44.94	
17	VUKADINOVIC Milica	MNE	8 JAN 1995	3	44.52	
18	KONJIC Emina	BIH	24 SEP 1995	15	44.07	
19	PUSKÁROVÁ Alzbeta	SVK	20 JUL 1995	8	43.78	
20	PEREIRA Juliana	POR	3 JAN 1995	10	43.40	
21	MARKOVA Tetyana	UKR	19 JUL 1994	11	42.45	
22	LIVRAND Lisette	EST	30 JUL 1995	1	42.41	
23	ZANINI Silvia	ITA	1 JAN 1994	14	42.13	
24	PIIRIMÄE Kätlin	EST	8 NOV 1995	11	41.65	
25	MUŽARIC Ivana	CRO	9 JUN 1996	6	38.90	
	BENGTSSON Lina	SWE	18 NOV 1994	12	NM	
	CANTARELLA Monia	ITA	3 JUL 1994	2	NM	
	JÄRVENTAUSTA Heini	FIN	17 MAR 1994	6	NM	
	NOWAK Monika	POL	11 JUL 1995	3	NM	

	1	2	3
1	MAKUL Karolina	51.79	
2	SHIROBOKOVA N	49.62	
3	TOIMIL Belén	47.37	47.17
4	URBANIAK Katinka	45.72	46.60
5	ZARANKAITÉ Ieva	48.45	45.45
6	YURYEVA Tetyana	x	48.10
7	KINTANA June	x	37.39
8	MÜLLER R	45.50	x
9	LJUNGBERG Emma	47.53	47.18
10	BASILE M	47.13	x
11	NYKYTA Kateryna	37.99	45.25
12	DUQUEMIN Shandine	46.97	46.17
13	SIPPONEN Salla	x	46.40
14	NYGÅRDS Isabelle	41.13	x
15	SURDU Dumitriana	42.63	45.00
16	HARTWIG Julie	x	x
17	VUKADINOVIC Milica	44.52	x
18	KONJIC Emina	44.07	x
19	PUSKÁROVÁ Alzbeta	43.78	x
20	PEREIRA Juliana	41.87	42.59
21	MARKOVA Tetyana	42.45	x
22	LIVRAND Lisette	42.41	41.25
23	ZANINI Silvia	42.13	x
24	PIIRIMÄE Kätlin	x	x
25	MUŽARIC Ivana	37.99	38.90
	BENGTSSON Lina	x	x
	CANTARELLA Monia	x	x
	JÄRVENTAUSTA Heini	x	x
	NOWAK Monika	x	x

INTERNET Service: www.european-athletics.org

Timing, Measurement & Data Service by  OMEGA

printed at THU 18 JUL 2013 21:21

Page 36 of 39

Results Day 1
Discus Women
Qualification Group A
18 JUL 2013 / 15:30

Rank	Name	Nat	Date of Birth	Order	Result	
1	MAKUL Karolina	POL	23 AUG 1994	8	51.79	Q
2	TOIMIL Belén	ESP	5 MAY 1994	9	49.17	Q
3	URBANIAK Katinka	GER	30 MAY 1994	7	48.74	q
4	YURYEVA Tetyana	UKR	21 JAN 1995	4	48.18	q
5	LJUNGBERG Emma	SWE	23 JAN 1994	13	47.53	q
6	BASILE Maria Antonietta	ITA	23 JUL 1994	12	47.13	q
7	DUQUEMIN Shandine	GBR	4 NOV 1994	5	46.97	q
8	SURDU Dumitriana	MDA	19 APR 1994	14	45.00	PB
9	VUKADINOVIC Milica	MNE	8 JAN 1995	3	44.52	
10	KONJIC Emina	BIH	24 SEP 1995	15	44.07	
11	PEREIRA Juliana	POR	3 JAN 1995	10	43.40	
12	MARKOVA Tetyana	UKR	19 JUL 1994	11	42.45	
13	LIIVRAND Lisette	EST	30 JUL 1995	1	42.41	
	CANTARELLA Monia	ITA	3 JUL 1994	2	NM	
	JÄRVENTAUSTA Heini	FIN	17 MAR 1994	6	NM	

	1	2	3
1	MAKUL Karolina	51.79	
2	TOIMIL Belén	47.37	49.17
3	URBANIAK Katinka	45.72	48.74
4	YURYEVA Tetyana	x	48.18
5	LJUNGBERG Emma	47.53	x
6	BASILE M	47.13	46.61
7	DUQUEMIN Shandine	46.97	x
8	SURDU Dumitriana	42.63	x
9	VUKADINOVIC Milica	44.52	41.37
10	KONJIC Emina	44.07	x
11	PEREIRA Juliana	41.87	43.40
12	MARKOVA Tetyana	42.45	x
13	LIIVRAND Lisette	42.41	x
	CANTARELLA Monia	x	x
	JÄRVENTAUSTA Heini	x	x

Discus Women
Qualification Group B
18 JUL 2013 / 16:50

Rank	Name	Nat	Date of Birth	Order	Result	
1	SHIROBOKOVA Natalya	RUS	18 JAN 1994	7	49.62	Q
2	ZARANKAITÉ Ieva	LTU	23 NOV 1994	10	48.45	q
3	KINTANA June	ESP	12 APR 1995	5	47.80	q
4	MÜLLER Rebecca Katharina	GER	21 FEB 1994	13	47.75	q
5	NYKYTA Kateryna	UKR	3 NOV 1994	9	47.05	q
6	SIPPONEN Salla	FIN	13 MAR 1995	4	46.40	
7	NYGÅRDS Isabelle	FIN	10 JUN 1994	2	45.21	
8	HARTWIG Julie	GER	1 JAN 1994	1	44.94	
9	PUSKÁROVÁ Alzbeta	SVK	20 JUL 1995	8	43.78	
10	ZANINI Silvia	ITA	1 JAN 1994	14	42.13	
11	PIIRIMÄE Kätlin	EST	8 NOV 1995	11	41.65	
12	MUŽARIC Ivana	CRO	9 JUN 1996	6	38.90	
	BENGTSSON Lina	SWE	18 NOV 1994	12	NM	
	NOWAK Monika	POL	11 JUL 1995	3	NM	

Qualification Group B (cont.)

Qualification Group B		1	2	3
1	SHIROBOKOVA N	49.62		
2	ZARANKAITÉ Ieva	48.45	45.45	47.87
3	KINTANA June	x	37.39	47.80
4	MÜLLER R	45.50	x	47.75
5	NYKYTA Kateryna	37.99	45.25	47.05
6	SIPPONEN Salla	x	46.40	43.88
7	NYGÅRDS Isabelle	41.13	x	45.21
8	HARTWIG Julie	x	x	44.94
9	PUSKÁROVÁ Alzbeta	43.78	x	42.36
10	ZANINI Silvia	42.13	x	x
11	PIIRIMÄE Kätlin	x	x	41.65
12	MUŽARIC Ivana	37.99	38.90	x
	BENGTSSON Lina	x	x	x
	NOWAK Monika	x	x	x

Qualified: qualifying perf. 49.00 (Q) or 12 best performers (q) advance to the Final

Heptathlon
Final 18 JUL 2013


Rank	Name	Nat	Date of Birth	Order	total
1	THIAM Nafissatou	BEL	19 AUG 1994	13	3774
2	LINDE Sofia	SWE	12 JAN 1995	3	3700
3	VISSEER Nadine	NED	9 FEB 1995	2	3664
4	LINDEMANS Marjolein	BEL	17 FEB 1994	9	3539
5	MOKRÁŠOVÁ Lucia	SVK	27 MAR 1994	8	3407
6	MULLER Lieke	NED	3 NOV 1994	1	3339
7	GUDMUNDSDÓTTIR Arna Stefania	ISL	1 SEP 1995	15	3263
8	VITORINO Rafaela	POR	18 AUG 1995	16	3232
9	SKOGSTRÖM Malin	SWE	1 JAN 1995	17	3206
10	NASELLA Flavia	ITA	18 JUN 1994	6	3172
11	CZÚTH Réka	HUN	27 JUN 1994	5	3162
12	TORNHED Elin	SWE	1 JAN 1995	10	3143
13	MARLICKA Marika	POL	27 JUL 1994	7	3123
14	KRUCSAI Zsanett	HUN	10 APR 1995	4	3117
15	GROENEWOLD Lara	GER	1 JAN 1997	14	3112
16	THORSAS Frida	NOR	31 JAN 1994	12	3090
17	MILAN Marion	FRA	5 JAN 1995	11	3085

Results Day 1
10000m Track Walk Women
Final
18 JUL 2013 / 9:30

Rank	Name	Nat	Date of Birth	Order	Result	
1	DRAHOTOVÁ Anezka	CZE	22 JUL 1995	6	44:15.87	NJR,NR
2	GOLYATKINA Oxana	RUS	13 MAR 1995	10	44:21.03	PB
3	DRAHOTOVÁ Eliska	CZE	22 JUL 1995	9	44:45.27	PB
4	LEONTYEVA Nadezhda	RUS	6 NOV 1994	20	45:23.95	PB
5	GARCÍA-CARO Laura	ESP	16 APR 1995	17	47:17.74	PB
6	CLEMENTE Anna	ITA	6 JAN 1994	21	47:53.13	PB
7	VAICIUKEVICIUTE Gintare	LTU	24 SEP 1994	13	48:02.43	
8	RODZKINA Anastasiya	BLR	28 AUG 1994	8	48:19.13	PB
9	CANO Amanda	ESP	19 AUG 1994	2	48:32.77	SB
10	FERREIRA Filipa	POR	5 NOV 1994	12	49:16.70	PB
11	ÖZGÜR Gamze	TUR	29 NOV 1994	4	49:57.00	PB
12	ACATRINEI Mihaela Valentina	ROU	27 FEB 1995	3	49:57.61	PB
13	LENGYEL Marianna	HUN	1 JAN 1994	18	49:57.93	PB
14	BECCHETTI Mariavittoria	ITA	12 DEC 1994	1	50:00.17	
15	PUSCASU Mihaela Valentina	ROU	22 JAN 1995	14	50:31.50	PB
16	RIBEIRO Mara	POR	11 MAY 1995	5	51:24.38	
17	HORNAKOVA Monika	SVK	6 JUL 1995	7	51:46.62	
18	MOLNAR Carmen Bianca	ROU	1 JAN 1996	11	53:15.77	
19	PARVIANEN Erika	FIN	9 SEP 1995	19	53:53.28	PB
	COSTANTINO Alessia	ITA	25 SEP 1994	16	DQ	R 230.6a
	RASHCHUPKINA Viktoriya	BLR	23 MAY 1995	15	DQ	R 230.6a

Intermediate times:	1000m	4:26.00	DRAHOTOVÁ Anezka (CZE)
	2000m	8:55.00	DRAHOTOVÁ Anezka (CZE)
	3000m	13:30.00	DRAHOTOVÁ Anezka (CZE)
	4000m	18:05.00	DRAHOTOVÁ Anezka (CZE)
	5000m	22:30.00	DRAHOTOVÁ Anezka (CZE)
	6000m	27:06.00	DRAHOTOVÁ Anezka (CZE)
	7000m	31:21.00	DRAHOTOVÁ Anezka (CZE)
	8000m	35:41.00	DRAHOTOVÁ Anezka (CZE)
	9000m	40:01.00	GOLYATKINA Oxana (RUS)

Legend	=PB Equal Personal Best	=SB Equal Season Best	CR CHAMPIONSHIP RECORD	NJR National Junior Record
	NR National Record	PB Personal Best	SB Season Best	

INTERNET Service: www.european-athletics.org
Timing, Measurement & Data Service by  OMEGA

printed at THU 18 JUL 2013 21:21

Page 39 of 39